



FOREST DRAPERY HARDWARE

RETAIL PRICE GUIDE VOLUME 21

AT FOREST DRAPERY HARDWARE WE WANT TO BRING

YOUR WINDOW TREATMENT DESIGNS TO LIFE. Whether you are looking for basic track, decorative wood or decorative metal, the latest in motorization options, or roller shades, Forest has a solution for you. Components featured in this catalog are stocked in our Atlanta warehouse ready to ship today. Assembled orders, built to your exact specifications, typically ship in 7-10 business days.



WHERE DESIGN BECOMES REALITY

ON THE COVER: 1897 New England home transformation featuring the Forest Dresden Traversing Collection. Interior design by Reid Design, Lexington, MA. Drapery by Designer Draperies of Boston, South Boston, MA. Photo credit to Greg Premru.

WARRANTY & RETURNS: All returns must be approved prior to returning. A 25% restocking fee will be applied. No returns accepted after 30 days of receipt of order or on custom orders. Please inspect all packages upon receipt, note any loss or damage on the freight bill and immediately notify Forest Drapery Hardware. Claims must be reported within 3 business days. Forest Drapery Tracks are warranted for 10 years. All Forest Shuttle motors and the Forest Atlantis motor are warranted for 10 years. All other motors are warranted for one year. Forest Roller Shades are warranted for 1 year. Warranties do not apply to wear resulting from normal usage, damage from mishandling, abuse, or exposure due to climate conditions over which we have no control. No Forest products are warranted for outdoor use. All prices subject to change without notice. *Ripplefold is a trademark of Kirsch.

TABLE OF CONTENTS

TRACK, PANEL AND ROMAN BLIND SYSTEMS

CS Heavy Duty Track System	3-6
CL Heavy Duty Cam Lock Track System	3-6
CM Heavy Duty Ceiling Mount Track System	3-6
CCS Heavy Duty Corded Track System	7-8
RTS Recessed Track System	9-10
KS Light-Medium Duty Klick System	11-12
DS Design System	11-12
DSXL Design System XL	13-14
DSXL LED Design System XL with LED Lighting	13-14
RBS Roman Blind System	15-16
RBS XL Roman Blind System XL	17-18
PS Panel System	19-20

BENDING/CURVING, BATONS & WORKROOM

Bending & Curving	21-22
Batons	23
Workroom Components	24
FES Forest Easyflex System	24

DECORATIVE METAL HARDWARE

GLASGOW 1 3/8" Acrylic Pole Sets	27-28
DRESDEN 1 1/8" Decorative Pole Sets	29-30
DEVENTER DECO 1 1/8" Pole Sets	31-32
LISBON 1 3/16" Decorative Pole Sets	33-34
AVEIRO 1 3/16" Decorative Pole Sets	35-36
PORTO 3/4" Wrought Iron Pole Sets	37-38
PORTO 1 3/16" Wrought Iron Pole Sets	39-40
DRESDEN TRAVERSING 1 1/8"	41-42
DRESDEN CORDED 1 1/8"	43-44
DRESDEN CORDED 1 9/16"	45-46
DEVENTER CRS TRAVERSING 1 1/8"	47-48
FRANKFURT TRAVERSING 1" Square Rail	49-50
STUTTGART TRAVERSING - 3 Contemporary Designs	
Rectangle Rail Hand Draw Traversing	51-52
C Rail Hand Draw Traversing	53-54
Oval Rail Hand Draw Traversing	55-56

DECORATIVE WOOD HARDWARE

VALENCIA 1 3/4" Pole Sets	59-60
SEVILLE 1 3/8" Pole Sets	61-62
CORDOBA 2" Pole Sets	63-64
GRANADA 2 3/4" Pole Sets	65-66
CORDOBA 2" & GRANADA 2 3/4" Traversing	67-68

MOTORIZATION

NEW! SHUTTLE Motors	71-72
FMS Motorized Track System	73-74
RMS Recessed Motorized System	75-76
DSXL LED Motorized Design System + LED Lighting	77-78
RBS Motorized Roman Blind System	79-80
BCS Motorized Blind Contract System	81-82
DRESDEN Motorized Decorative Metal	83-88
DEVENTER MRS Motorized Decorative Metal	89-90
CORDOBA & GRANADA Motorized Wood	91-92

ROLLER SHADES

APOLLO Basic Roller Shades	95-96
MERCURY Decorative Roller Shades	97-102
ATLANTIS Motorized Heavy Duty Roller Shades	103-104
NEW! Roller Shade Fabric Options	105-106


APPENDIX

Terms and Conditions	109
Ordering Instructions	110
Returns, Warranty & Care	110
Ripplefold Carrier Counts	111-112
Product Support	113-114
Child Safety	114




FOREST DRAPERY TRACK SYSTEMS

A track for every design requirement . . .




CS



CL



RTS



KS




DS^{XL}
LED



RBS




Forest Drapery Track Systems are installed worldwide in more than 100 countries, in both residential and commercial projects. Features include bending and curving options, easy installation, and ultra quiet operation.



CM



CCS




DS



DS^{XL}



RBS^{XL}



PS

TRACKS

CS | CL | CM | CCS | RTS | KS | DS | DSXL | DSXL LED | RBS | RBS XL | PS | BENDS & CURVES | BATONS | WORKROOM & FES



Scan for more information on FOREST Track Systems

TRACKS CS CL CM



25 White




59 Black




65 Brown



90 Silver



25 White



25 White

CS[®] CONTRACT SYSTEM CL CAM LOCK TRACK CM CEILING MOUNT TRACK

- Heavy duty aluminum extrusion, white, powder coated, and lubricated with a patented process.
- Maximum weight is 6 lbs/ft.
- CS track can be bent and curved. An exact size template is required.
- Hand or baton draw, one or two way.
- Stackback: Ripplefold - 6" per width, pinchpleat - 7" per width, cubicle - 5" per width.

ASSEMBLED SYSTEM

Includes track, masters, pinchpleat or ripplefold carriers, brackets, and 36" white fiberglass baton. See all batons at the end of brochure.

BATON OPTIONS

Fiberglass batons in 36", 48", 60" and 72" lengths and these colors. See all batons at the end of brochure.



White



Satin Brass



Black



Brown
48" only



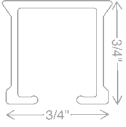



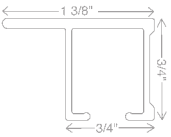
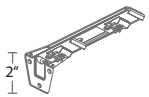
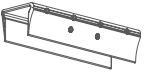
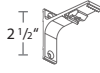











Bronze



Silver

TRACKS

CS | CL | CM | CCS | RTS | KS | DS | DSXL | DSXL LED | RBS | RBS XL | PS | BENDS & CURVES | BATONS | WORKROOM & FES

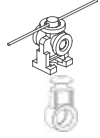




CS	CL	CM	COMPONENT	CS	CL	CM	COMPONENT
•			<p>CS Contract System Track 51012-25 white 12' 51014-25 white 14' 51016-25 white 16' 51020-25 white 20'</p>  <p>51016-59 black 16' 51020-59 black 20' 51016-65 brown 16' 51016-90 silver 16'</p>	•			<p>3901-25 59 black, 65 brown, 90 silver Ceiling Splice/Bracket</p> 
	•		<p>CL Cam Lock Track 51512-25 white 12' 51514-25 white 14' 51516-25 white 16' 51519-25 white 19'</p> 	•			<p>53202-25 59 black, 65 brown, 90 silver 3" Smart Klick Wall Bracket w/ wide base, adjusts 3-4.5"</p> 
		•	<p>CM Ceiling Mount Track 51212-25 white 12' 51214-25 white 14' 51216-25 white 16' Holes every 16"</p> 	•			<p>53206-25 59 black, 65 brown, 90 silver 6" Smart Klick Double Wall Bracket w/ wide base adjusts 2.5"-4" & 6"-7.5"</p> 
•			<p>3906-25 59 black, 65 brown, 90 silver Track Connector</p> 	•			<p>3280-25 59 black, 65 brown, 90 silver 3" Wall Bracket, heavy duty projection 2 1/2"</p> 
•	•	•	<p>52304-25 59 black, 65 brown, 90 silver End Cap - Short For one way draws</p> 	•			<p>3281-25 59 black, 65 brown 6" Double Wall Bracket, heavy duty projection 1 1/2", 5 1/2"</p> 
•	•	•	<p>52301-25 59 black, 65 brown, 90 silver End Cap w/ Economy Slide Add 2004-25 w/ Ripplefold</p> 	•			<p>32801-25 59 black, 90 silver Wall Bracket Cover use with 3280 & 3281</p> 
•	•	•	<p>52302-25 Right Return 52303-25 Left Return End Cap w/ Return Plate, Snap for pinch pleat or Ripplefold</p> 	•			<p>53502-25 3" Wall Bracket adjusts 3" - 4 1/2" w/ metal cam lock</p> 
•			<p>3001-25 59 black, 65 brown, 90 silver Regular Duty Ceiling Bracket</p> 	•			<p>53506-25 6" Double Wall Bracket adjusts 2 1/2"-4" & 6"-7 1/2" w/ metal cam lock</p> 
•			<p>3003-25 59 black, 65 brown, 90 silver Heavy Duty Ceiling Bracket w/ Smart Klick</p> 	•			<p>53507-25 Ceiling Bracket w/ metal cam lock</p> 
•			<p>30031-25 59 black, 65 brown, 90 silver Ceiling Bracket Cover use with 3003-XX</p> 				





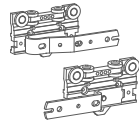
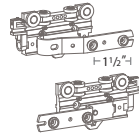
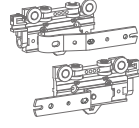
TRACKS CS CL CM

TRACKS

CS | CL | CM | CCS | RTS | KS | DS | DSXL | DSXL LED | RBS | RBS XL | PS | BENDS & CURVES | BATONS | WORKROOM & FES

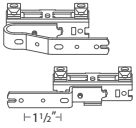
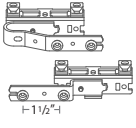



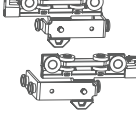
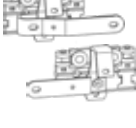
TRACKS CS CL CM

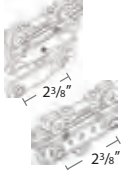






CS	CL	CM	COMPONENT
•	•	•	 <p>Wheeled Connected Snap Carrier in plastic sleeve 2107-25, 59 black 60% fullness, 2 5/8" OC 2106-25, 59 black, 90 silver 80% fullness, 2 3/8" OC 2105-25, 24 gold, 59 black, 65 brown, 90 silver 100% fullness, 2 1/8" OC 2108-25, 59 black 120% fullness, 1 7/8" OC</p>
•	•	•	 <p>Wheeled Connected Snap Carrier on plastic strip 2207-25 60% fullness, 2 5/8" OC 2206-25, 59, 65, 90 80% fullness, 2 3/8" OC 2205-25 100% fullness, 2 1/8" OC 2208-25 120% fullness, 1 7/8" OC</p>
•	•	•	 <p>2004-25 59 black Snap Carrier for accordiafold</p>
•	•	•	 <p>52002-25 24 gold, 59 black, 65 brown, 90 silver Slim Line Ball Bearing Carrier</p>
•	•	•	 <p>52008-25 59 black, 65 brown Slim Line Klick Carrier draperies hang to conceal track</p>
•	•	•	 <p>52108-25 59 black Stop Carrier prevents slide back</p>

CS	CL	CM	COMPONENT
•	•	•	 <p>52003-25 65 brown Economy Slide</p>
•	•	•	 <p>52100-25, 24 gold, 59 black, 65 brown, 90 silver Ball Bearing Carrier w/ Stainless Hook slim line - use w/ grommets 1 3/8"</p>
•	•	•	 <p>52005-25 Button Slide Carrier</p>
•	•	•	 <p>52105-25 Button Slide Carrier w/ Hook</p>
•	•	•	 <p>52502-25 Overlap R 52504-25 Underlap L 59 black Standard Multi-Functional Master Use stiffener w/ exposed baton or hooks w/ hidden baton</p>
•	•	•	 <p>52502-25A Overlap R 52504-25A Underlap L 59A black Standard Multi-Functional Master w/ snaps and baton adaptor 1 1/2"</p>
•	•	•	 <p>52502-25B Overlap R 52504-25B Underlap L Standard Multi-Functional w/ baton adaptor for stiffener</p>

TRACKS

CS | CL | CM | CCS | RTS | KS | DS | DSXL | DSXL LED | RBS | RBS XL | PS | BENDS & CURVES | BATONS | WORKROOM & FES

CS	CL	CM	COMPONENT
•	•	•	 <p>52508-25 Overlap R 52509-25 Underlap L 59 black, 65 brown Swivel Foot Multi-Functional Master for bends and curves</p>
•	•	•	 <p>52508-25A Overlap R 52509-25A Underlap L 59 black, 65 brown Swivel Foot Multi-Functional Master w/ snaps</p>
•	•	•	 <p>52501-25 Overlap R 52503-25 Underlap L Stiffener Master</p>
•	•	•	 <p>52401-25 Overlap R 52403-25 Underlap L Stiffener Master w/ snaps and adaptor</p>
•	•	•	 <p>52410-25 Butt R 52409-25 Butt L 59 black Standard Butt Master w/ snaps and for baton use</p>
•	•	•	 <p>52411-25A Butt R 52412-25A Butt L 24A gold, 59A black, 65A brown, 90A silver Wheeled Butt Master w/snap adaptor Designed for hidden baton</p>
•	•	•	 <p>52514-25 Overhead R 52515-25 Underhead L Over the Top Baton Master Designed for exposed baton</p>



CS	CL	CM	COMPONENT
•	•	•	 <p>52601-25A Overlap R 52603-25A Underlap L Extended Spacing Master w/ snaps and adaptor</p>
•	•	•	 <p>2552-25 6" Extension Arm for master Use w/ two one-way draws</p>
•	•	•	 <p>2551-25 Small Extension Arm</p>
•	•	•	 <p>2305-25 59 black, 65 brown, 90 silver Twist On End Stop</p>
•	•	•	 <p>2308-25 Return Plate reversible, 2 1/2" return</p>
•	•	•	 <p>52307-90 End Lock</p>
•	•	•	 <p>54110-25 36" Fiberglass Baton w/ snap</p>

TRACKS

CS | CL | CM | **CCS** | RTS | KS | DS | DSXL | DSXL LED | RBS | RBS XL | PS | BENDS & CURVES | BATONS | WORKROOM & FES



Scan for more information on the FOREST CCS Contract Cord System



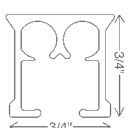
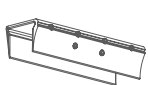

CCS® CONTRACT CORD SYSTEM




- Aluminum extrusion, powder coated and lubricated with a patented process.
- Maximum weight is 4 lbs/ft.
- Bendable – CCS Track can be bent and curved. An exact size template is required.
- Cord draw, one or two way. Bead chain also available.
- Stackback: Ripplefold - 6" per width, pinchpleat - 7" per width, accordiafold - 5" per width.
- All Forest corded products include a child safety tension device and warning label.

ASSEMBLED SYSTEM

Includes track, masters, pinchpleat or ripplefold carriers, brackets, cord, tension pulley, child safety device.




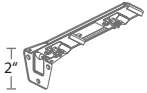
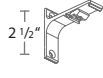
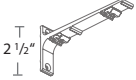


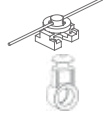
TRACKS CCS


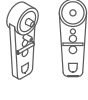
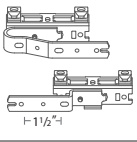
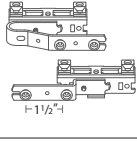





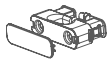
CCS	COMPONENT
•	 <p>CCS Contract Cord Track 20 tracks/bundle 51116-25 white 16' 51116-65 brown 16' 51116-90 silver 16'</p>
•	 <p>3906-25 59 black , 65 brown, 90 silver Track Connector</p>
•	 <p>52801-25 65 brown, 90 silver End Pulley, 2 1/4" Reversible Use on right or left</p>

CCS	COMPONENT
•	 <p>52801-25A Right 52801-25B Left End Pulley w/ Snap 2 1/4 Reversible, for Ripplefold</p>
•	 <p>52803-25 65 brown, 90 silver Small End Pulley 1 1/2" Reversible, use with Butt Masters and one-way draw</p>
•	 <p>3001-25 59 black , 65 brown, 90 silver Regular Duty Ceiling Bracket</p>

TRACKS

CS | CL | CM | **CCS** | RTS | KS | DS | DSXL | DSXL LED | RBS | RBS XL | PS | BENDS & CURVES | BATONS | WORKROOM & FES

CCS	COMPONENT
●	 <p>3003-25 59 black, 65 brown, 90 silver Heavy Duty Ceiling Bracket w/ Smart Klick</p>
●	 <p>30031-25 59 black, 65 brown, 90 silver Ceiling Bracket Cover use with 3003-XX</p>
●	 <p>53202-25 59 black, 65 brown, 90 silver 3" Smart Klick Wall Bracket w/ wide base, adjusts 3-4.5"</p>
●	 <p>53206-25 59 black, 65 brown, 90 silver 6" Smart Klick Double Wall Bracket w/ wide base adjusts 2.5"-4" & 6"-7.5"</p>
●	 <p>3280-25 59 black, 65 brown, 90 silver 3" Wall Bracket, heavy duty projection 2 1/2"</p>
●	 <p>3281-25 59 black, 65 brown 6" Double Wall Bracket, heavy duty projection 1 1/2", 5 1/2"</p>
●	 <p>32801-25 59 black, 90 silver Wall Bracket Cover use with 3280 & 3281</p>
●	 <p>3001-25 59 black, 65 brown, 90 silver Regular Duty Ceiling Bracket</p>
●	 <p>Two Piece Connected Snap Carrier w/ Square Base, in plastic sleeve. Use 1 1/4" snap tape 2114-25, 59 black 60% fullness, 2 5/8" OC 2111-25, 65 brown, 90 silver 80% fullness, 2 3/8" OC 2112-25, 59 black 100% fullness, 2 1/8" OC 2115-25, 59 black 120% fullness, 1 7/8" OC</p>

CCS	COMPONENT
●	 <p>52008-25 59 black, 65 brown Slim Line Klick Carrier draperies hang to conceal track</p>
●	 <p>52004-25 Low Profile Ball Bearing</p>
●	 <p>52508-25 Overlap R 52509-25 Underlap L 59 black, 65 brown Swivel Foot Multi-Functional Master for bends and curves</p>
●	 <p>52508-25A Overlap R 52509-25A Underlap L 59 black, 65 brown Swivel Foot Multi-Functional Master w/ snaps</p>
●	 <p>52411-25A Butt R 52412-25A Butt L 24A gold, 59A black, 65A brown, 90A silver Wheeled Butt Master w/snap adaptor Designed for hidden baton</p>
●	 <p>52804-25 CCS Return Insert w/ snap or hook</p>
●	 <p>52510-25 65 brown Cord Connector</p>
●	 <p>2305-25 65 brown, 90 silver Twist On End Stop use with curved tracks</p>
●	 <p>9004-25 3.2mm Cord 273.4 yds./roll</p>
●	 <p>49501-25 Tension Device For child safety</p>

TRACKS

CS | CL | CM | CCS | **RTS** | KS | DS | DSXL | DSXL LED | RBS | RBS XL | PS | BENDS & CURVES | BATONS | WORKROOM & FES

TRACKS RECESSED



Scan for more information on the FOREST RTS Recessed Track System

RTS RECESSED TRACK SYSTEM

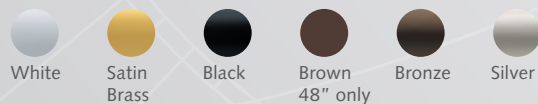
- Heavy duty aluminum extrusion, white, powder coated and lubricated with a patented process.
- Maximum weight is 8 lbs/ft.
- Hand or baton draw, one or two way.
- Stackback: Ripplefold - 6" per width, pinchpleat - 7" per width, cubicle - 5" per width.

ASSEMBLED SYSTEM

Includes track, masters, pinchpleat or ripplefold carriers, recess profile, fixing strip, wedge, and 36" white fiberglass baton (See all batons page 23). Freight is additional.

BATON OPTIONS

Fiberglass batons in 36", 48", 60" and 72" lengths and these colors. See all batons page 23.



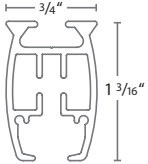

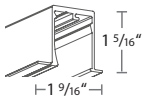

25
White

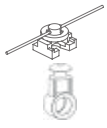


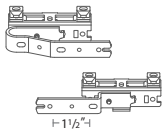
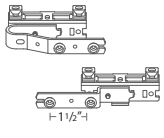



MOTOR CONTROL
P. 75-76

TRACKS

CS | CL | CM | CCS | **RTS** | KS | DS | DSXL | DSXL LED | RBS | RBS XL | PS | BENDS & CURVES | BATONS | WORKROOM & FES

RTS	COMPONENT
	51623-25 RTS Track white 23' x 10 tracks/bundle bundle = 230'
	3803-25 Track Connector
	51723-25 Recess Profile, 23' Order same length as track
	51724-25 Recess Profile Fixing Strip, 23' Order 6" shorter than track
	53914-25 Recess Profile Wedge Order 1 per track
	3801-25 RTS End Cap

RTS	COMPONENT
	Two Piece Connected Snap Carrier w/ Square Base, in plastic sleeve. Use 1 1/4" snap tape 2114-25, 59 black 60% fullness, 2 5/8" OC 2111-25, 65 brown, 90 silver 80% fullness, 2 3/8" OC 2112-25, 59 black 100% fullness, 2 1/8" OC 2115-25, 59 black 120% fullness, 1 7/8" OC
	52008-25 Slim Line Klick Carrier Allows drapery to hang and conceal track
	52009-25 Ball Bearing Carrier for motorization
	52508-25 Overlap R 52509-25 Underlap L Swivel Foot Multi-Functional Master 1 1/2"
	52508-25A Overlap R 52509-25A Underlap L Swivel Foot Multi-Functional Master w/ snaps 1 1/2"
	52410-25 Butt R 52409-25 Butt L Standard Butt Master w/ 3 snaps for baton use

TRACKS RECESSED

TRACKS

CS | CL | CM | CCS | RTS | **KS** | **DS** | DSXL | DSXL LED | RBS | RBS XL | PS | BENDS & CURVES | BATONS | WORKROOM & FES



Scan for more information on the FOREST Track Systems



KS® KLICK SYSTEM DS® DESIGN SYSTEM


- Aluminum extrusion, powder coated and lubricated with a patented process.
- Maximum weight is 3 lbs/ft.
- Bendable – KS Track can be bent and curved. An exact size template is required.
- Hand or baton draw, one or two way.
- Stackback: ripplefold - 6" per width, pinchpleat - 7" per width, cubicle - 5" per width, accordiafold - 5" per width.

ASSEMBLED SYSTEM

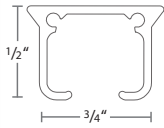

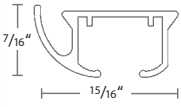




Includes track, masters, pinchpleat or ripplefold carriers, brackets, and 36" white fiberglass baton.

BATON OPTIONS

Fiberglass batons in 36", 48", 60" and 72" lengths and these colors.







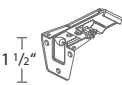

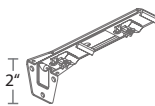

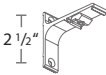

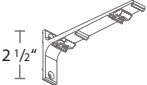




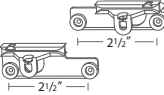




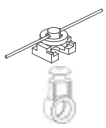


TRACKS KS DS

KS	DS	COMPONENT	KS	DS	COMPONENT
•		 <p>KS Klick System Track 1013-25 white 13' 1" 1016-25 white 16' 4" 1019-25 white 19' 8" 1016-59 black 16' 4" 1016-65 brown 16' 4" 1016-90 silver 16' 4"</p>	•		 <p>2309-25 59 black , 65 brown, 90 silver KS End Cap Multifunctional</p>
		 <p>DS Design System Track 1116-25 white 16' 4"</p>	•		 <p>2310-25 DS End Cap w/ screw</p>
•	•	 <p>3905-25 59 black , 65 brown, 90 silver Track Connector + key 3904-00</p>	•	•	 <p>3001-25 59 black , 65 brown, 90 silver Regular Duty Ceiling Bracket</p>
			•	•	 <p>3901-25 59 black , 65 brown, 90 silver Ceiling Splice/Bracket</p>

 BREAK PACK PRICING  - Prices with this designation indicate a 20% up charge for broken pack quantities.

TRACKS

CS | CL | CM | CCS | RTS | **KS** | **DS** | DSXL | DSXL LED | RBS | RBS XL | PS | BENDS & CURVES | BATONS | WORKROOM & FES

KS	DS	COMPONENT	KS	DS	COMPONENT
•	•	 <p>3003-25 59 black , 65 brown, 90 silver Heavy Duty Ceiling Bracket w/ Smart Klick</p>	•	•	 <p>52003-25 65 brown Economy Slide</p>
•	•	 <p>30031-25 59 black , 65 brown, 90 silver Ceiling Bracket Cover use with 3003-XX</p>	•	•	 <p>52004-25 Low Profile Ball Bearing Carrier</p>
•	•	 <p>53202-25 59 black , 65 brown, 90 silver 3" Smart Klick Wall Bracket w/ wide base, adjusts 3-4.5"</p>	•	•	 <p>2201-25 59 black , 65 brown Klick Carrier w/ Stainless Hook Use with grommets</p> <p>1 3/4" from top of track to bottom of J hook. 1 1/8"</p>
•	•	 <p>53206-25 59 black , 65 brown, 90 silver 6" Smart Klick Double Wall Bracket w/ wide base adjusts 2.5"-4" & 6"-7.5"</p>	•	•	 <p>52005-25 Button Slide Carrier</p>
•	•	 <p>3280-25 59 black , 65 brown, 90 silver 3" Wall Bracket, heavy duty projection 2 1/2"</p>	•	•	 <p>52105-25 Button Slide Carrier w/ Hook</p>
•	•	 <p>3281-25 59 black , 65 brown 6" Double Wall Bracket, heavy duty projection 1 1/2", 5 1/2"</p>	•	•	 <p>2525-25 Overlap R 2526-25 Underlap L 59 black , 65 brown Pinchpleat Master 2527-25 Overlap L 2528-25 Underlap R</p>
•	•	 <p>32801-25 59 black, 90 silver Wall Bracket Cover use with 3280 & 3281</p>	•	•	 <p>52410-25 Butt R 52409-25 Butt L 59 black Standard Butt Master w/ snaps and for baton use</p>
•	•	 <p>2001-25 59 black , 65 brown, 90 silver Klick Carrier, for pinch pleat</p>	•	•	 <p>2540-25 Overlap R 2541-25 Underlap L Low Profile Snap Master for straight track only</p> <p>2 1/2" 2 1/8"</p>
•	•	 <p>2002-25 59 black , 65 brown, 90 silver Shirrtape Carrier</p>	•	•	 <p>2305-25 59 black , 65 brown, 90 silver Twist On End Stop</p>
•	•	 <p>2004-25 59 black Snap Carrier, for accordiafold</p>	•	•	 <p>52307-90 End Lock</p>
•	•	 <p>Two Piece Connected Snap Carrier w/ Square Base, in plastic sleeve. Use 1 1/4" snap tape 2114-25, 59 black 60% fullness, 2 5/8" OC 2111-25, 65 brown, 90 silver 80% fullness, 2 3/8" OC 2112-25, 59 black 100% fullness, 2 1/8" OC 2115-25, 59 black 120% fullness, 1 7/8" OC</p>	•	•	 <p>2308-25 Return Plate reversible, 2 1/2" return</p>
			•	•	 <p>54110-25 36" Fiberglass Baton w/ snap</p> <p>See all batons p. 23</p>


TRACKS

CS | CL | CM | CCS | RTS | KS | DS | **DSXL** | **DSXL LED** | RBS | RBS XL | PS | BENDS & CURVES | BATONS | WORKROOM & FES

TRACKS DSXL / DSXL LED



Scan for more information on the FOREST DSXL Design System XL



25
White



MOTOR CONTROL
P. 77-78

DSXL® DESIGN SYSTEM DSXL® LED DESIGN SYSTEM + LED LIGHTING

- Elegantly shaped aluminum extrusion, white, powder coated and lubricated with a patented process. LED lighting lights up the backside of drapery or the track itself.
- LED strips have low energy consumption, are eco-friendly, dimmable. Lifespan is 30,000 hours.
- Maximum weight is 3 lbs/ft.
- Hand or baton draw, one or two way. DSXL LED can also be motorized. See pages 73-74.
- Stackback: Ripplefold - 6" per width, pinchpleat - 7" per width, cubicle - 5" per width, accordiafold - 5" per width.

ASSEMBLED SYSTEM

Includes track, masters, pinchpleat or ripplefold carriers, wall or ceiling brackets, lighting components (if specified), and 36" white fiberglass baton (See all batons page 23).

BATON OPTIONS

Fiberglass batons in 36", 48", 60" and 72" lengths and these colors. See all batons page 23.



White



Satin
Brass



Black



Brown
48" only



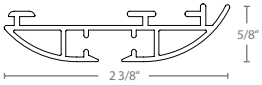
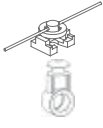
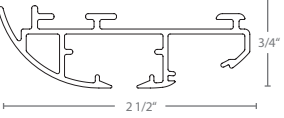



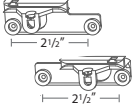

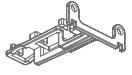

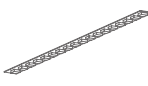



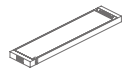

Bronze



Silver

TRACKS

CS | CL | CM | CCS | RTS | KS | DS | **DSXL | DSXL LED** | RBS | RBS XL | PS | BENDS & CURVES | BATONS | WORKROOM & FES

DSXL	DSXL LED	COMPONENT	DSXL	DSXL LED	COMPONENT
●		 <p>2119-25 DSXL Track white 19' 8" x 20 tracks per bundle bundle = 393.7'</p>	●	●	<p>Two Piece Connected Snap Carrier w/ Square Base, in plastic sleeve. Use 1 1/4" snap tape</p>  <p>2114-25, 59 black 60% fullness, 2 5/8" OC 2111-25, 65 brown, 90 silver 80% fullness, 2 3/8" OC 2112-25, 59 black 100% fullness, 2 1/8" OC 2115-25, 59 black 120% fullness, 1 7/8" OC</p>
	●	 <p>3119-25 DSXL Track white 19' 8" x 20 tracks per bundle bundle = 393.7'</p>			
●	●	 <p>2311-25 Track Connector</p>	●	●	 <p>2001-25 Klick Carrier for PP</p> <p>2201-25 Klick Carrier w/ Hook</p>
●		 <p>2400-25 DSXL End Cap</p>	●	●	 <p>2540-25 Overlap R 2541-25 Underlap L Low Profile Snap Master</p>
●		 <p>3400-25 DSXL LED End Cap</p>	●	●	 <p>9040-25 FES Butt Master</p>
●		 <p>3402-25 DSXL LED Flat End Cap</p>	●		 <p>3000-00 LED Strip, 3000k/24v 30,000 hr lifespan, Dimmable</p>
●	●	 <p>3801-25 DSXL Swivel Ceiling Bracket</p>	●		 <p>3100-00 Connector Cable For LED Strip</p>
●	●	 <p>2301-25 DSXL Wall Bracket w/ Swivel</p>	●		<p>Power Transformer 3101-25 40w, 24v 3102-25 90w, 24v</p> 
			●		 <p>3121-59 Dimmer Remote Control 4 Channel</p>

TRACKS

CS | CL | CM | CCS | RTS | KS | DS | DSXL | DSXL LED | **RBS** | RBS XL | PS | BENDS & CURVES | BATONS | WORKROOM & FES



Scan for more information on the FOREST RBS Roman Blind System

TRACKS RBS

RBS



25
White

RBS ROMAN BLIND SYSTEM

- The most durable and functional roman blind system on the market. RBS includes integrated Velcro tape so the fabric can be easily attached and removed.
- Aluminum, white, powder coated extrusion. Best suited for light to medium weight fabrics in contract or residential applications.
- Maximum weights:
 - 1:4 gear up to 18 lbs.
 - 1:2 gear up to 14 lbs.
 - 1:1 gear up to 10 lbs.
- Includes child safety device and warning label. A motorized option is also available on page 79.

ASSEMBLED SYSTEM

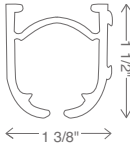

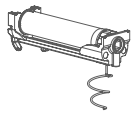
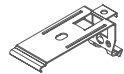
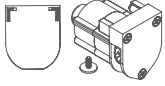



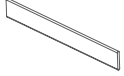







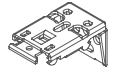


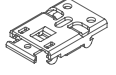

Includes headrail, cord roll supports, wall or ceiling brackets, counterweight (if requested), Velcro profile, chain, child safety tension device & warning label. When ordering, please specify chain drop length, wall or ceiling mount, control side, and number of cord roll supports needed.



MOTOR CONTROL
P. 79-80

TRACKS

CS | CL | CM | CCS | RTS | KS | DS | DSXL | DSXL LED | **RBS** | RBS XL | PS | BENDS & CURVES | BATONS | WORKROOM & FES

RBS	COMPONENT	RBS	COMPONENT
●	 <p>41019-25 RBS Headrail 19' x 10 rails/bundle bundle = 190'</p>	●	 <p>49008-00 Shade Leveler</p>
●	 <p>49010-25 RBS Cord Roll Support w/ quick lock, 12' drop</p>	●	 <p>49090-25 Valance Bracket attaches to velcro profile</p>
●	 <p>Control Unit w/ End Cap & Retaining Ring heavy duty, self-braking 42311-25 1:4 gear to 18 lbs. 42312-25 1:2 gear to 14 lbs. 42310-25 1:1 gear to 10 lbs.</p>	●	 <p>49091-25 Valance Corners</p>
●	 <p>41119-90 19' Rod aluminum, 3/16" x 3/16"</p>	●	 <p>39007-25 Velcro Tape 27 yds. per roll</p>
●	 <p>49005-25 Counterweight, 19' aluminum, 1" x 1/8"</p>	●	 <p>49006-25 Fiberglass Spines, 19' 3/16" diameter</p>
●	 <p>31116-25 Velcro Profile w/ Hook Tape, 13.1'</p>	●	 <p>49014-25 Plastic Snap Ring</p>
●	 <p>43202-25 Swivel Wall Bracket</p>	●	 <p>49013-25 Plastic Ring Cord Guide</p>
●	 <p>43003-25 Swivel Ceiling Bracket</p>	●	 <p>49400-25 Shroud 73 yds. per roll</p>
●	 <p>43033-25 Click Wall Bracket</p>	●	<p>Endless Chain, white 90 Nickel (29"-69"), 95 Beige, 99 Ivory</p> <p>Drop lengths available: 49020-25 29" 49021-25 39" 49022-25 49" 49023-25 59" 49024-25 69" 49025-25 79" 49026-25 89" 49027-25 99"</p>
●	 <p>43034-25 Hidden Click Multi Bracket</p>	●	 <p>76047-90 Metal Ball Chain Stopper</p>
●	 <p>43004-25 Click Ceiling Bracket</p>	●	 <p>49501-00 Tension Device For child safety</p>

TRACKS


CS | CL | CM | CCS | RTS | KS | DS | DSXL | DSXL LED | RBS | **RBS XL** | PS | BENDS & CURVES | BATONS | WORKROOM & FES

TRACKS RBS XL ROMAN BLIND SYSTEM XL



Scan for more information on the FOREST RBS XL Roman Blind System

RBS^{XL}



25
White

RBS XL ROMAN BLIND SYSTEM

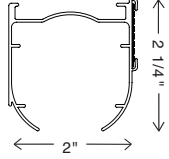

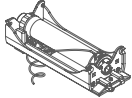

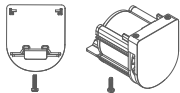

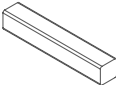

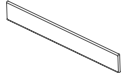



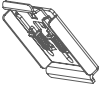

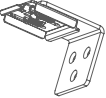



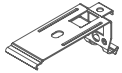
- Aluminum, white, powder coated extrusion. Best suited for light to medium weight fabrics in contract or residential applications.
- Includes integrated Velcro tape so the fabric can be easily attached and removed.
- Maximum weight is a 1:4 gear which will pull up to 24 lbs.
- Includes child safety device and warning label.

ASSEMBLED SYSTEM

Includes headrail, cord roll supports, wall or ceiling brackets, counterweight (if requested), Velcro profile, chain, child safety tension device & warning label. When ordering, please specify chain drop length, wall or ceiling mount, control side, and number of cord roll supports needed.

TRACKS

CS | CL | CM | CCS | RTS | KS | DS | DSXL | DSXL LED | RBS | **RBS XL** | PS | BENDS & CURVES | BATONS | WORKROOM & FES

RBS XL	COMPONENT	RBS XL	COMPONENT
●	 <p>44019-25 RBS XL Headrail 19' x 10 rails/bundle bundle = 190'</p>	●	 <p>49091-25 Valance Corners</p>
●	 <p>44003-25 RBS XL Cord Roll Support</p>	●	 <p>39007-25 Velcro Tape 27 yds. per roll</p>
●	 <p>44311-25 RBS XL Control Unit w/ End Cap & Screw 1:4 gear to 24 lbs.</p>	●	 <p>49006-25 Fiberglass Spines, 19' 3/16" diameter</p>
●	 <p>41119-90 19' Rod aluminum, 3/16" x 3/16"</p>	●	 <p>49014-25 Plastic Snap Ring</p>
●	 <p>49005-25 Counterweight, 19' aluminum, 1" x 1/8"</p>	●	 <p>49013-25 Plastic Ring Cord Guide</p>
●	 <p>31116-25 Velcro Profile w/ Hook Tape, 13.1'</p>	●	 <p>49400-25 Shroud 73 yds. per roll</p>
●	 <p>44004-90 RBS XL Ceiling Bracket nickel plated</p>	●	<p>Endless Chain, white 90 Nickel (29"-69"), 95 Beige, 99 Ivory</p> <p>Drop lengths available: 49020-25 29" 49021-25 39" 49022-25 49" 49023-25 59" 49024-25 69" 49025-25 79" 49026-25 89" 49027-25 99"</p> 
●	 <p>44033-90 RBS XL Wall Bracket nickel plated</p>	●	 <p>76047-90 Metal Ball Chain Stopper</p>
●	 <p>49008-00 Shade Leveler</p>	●	 <p>49501-25 Tension Device For child safety</p>
●	 <p>49090-25 Valance Bracket attaches to velcro profile</p>		

TRACKS RBS XL ROMAN BLIND SYSTEM XL


TRACKS

CS | CL | CM | CCS | RTS | KS | DS | DSXL | DSXL LED | RBS | RBS XL | **PS** | BENDS & CURVES | BATONS | WORKROOM & FES

TRACKS PANEL SYSTEM



Scan for more information on the FOREST PS Panel System



25
White

PS[®] PANEL SYSTEM

- Aluminum extrusion, powder coated.
- Maximum weight is 10 lbs/panel.
- Hand or baton draw, one or two way.
- 2, 3, 4, or 5 channel systems available.

ASSEMBLED PRICING

Includes track, masters, pinchpleat or ripplefold carriers, brackets, cord, tension pulley, child safety device.

BATON OPTIONS

Fiberglass batons in 36", 48", 60" and 72" lengths and these colors. See all batons page 23.



White



Satin
Brass



Black



Brown
48" only



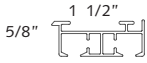

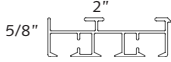

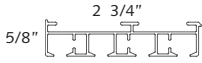

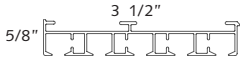
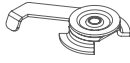




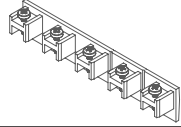

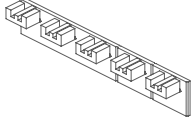
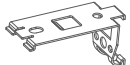


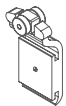




Bronze



Silver

TRACKS

CS | CL | CM | CCS | RTS | KS | DS | DSXL | DSXL LED | RBS | RBS XL | **PS** | BENDS & CURVES | BATONS | WORKROOM & FES

PS	COMPONENT	PS	COMPONENT
●	 <p>5/8" 1 1/2"</p> <p>PS Panel System Track</p> <p>31219-25 2 channel</p>	●	 <p>33204-25 L End Stop for stationary panel</p>
●	 <p>5/8" 2"</p> <p>31319-25 3 channel</p>	●	 <p>33209-25 Reverse L Stop for lead panel</p>
●	 <p>5/8" 2 3/4"</p> <p>31419-25 4 channel</p>	●	 <p>32308-25 Stationary Set Screw locks side panel in place</p>
●	 <p>5/8" 3 1/2"</p> <p>31519-25 5 channel</p> <p>19' x 5 tracks/bundle bundle = 95'</p>	●	 <p>33003-25 Swivel Ceiling Bracket for 2, 3 & 4 Channel</p>
●	 <p>32310-25 2-Channel End Cap Requires end cap cover</p>	●	 <p>Click On Ceiling Bracket/Splice 33002-25 2, 3 & 4 Channel 33004-25 5 Channel</p>
●	 <p>32312-25 2-Channel Cover for End Cap & Pulley</p>	●	 <p>Wall Bracket 33005-25 2, 3 & 4 Channel 33006-25 5 Channel</p>
●	 <p>32311-25 3, 4, 5-Channel End Cap Requires end cap cover</p>	●	 <p>39007-25 Velcro Tape 27 yds. per roll</p>
●	 <p>32309-25 3, 4 & 5-Channel Cover for End Cap & Pulley</p>	●	 <p>39090-25 Valance Bracket Does not fit 5-channel</p>
●	 <p>31116-25 Velcro Profile w/ Hook Tape, 13.1'</p>	●	 <p>49091-25 Valance Corners To connect profile returns</p>
●	 <p>32007-25 Wheeled Carrier connects profile to track</p>	●	 <p>54110-25 36" Fiberglass Baton w/ snap See all batons page 23</p>
●	 <p>32510-25 Baton Adaptor use on leading panel</p>		
●	 <p>33202-25 Catcher, T-Angle for all panels except stationary panel</p>		
●	 <p>33203-25 Stopper, A-Angle for all but lead panel</p>		

BENDING & CURVING

CS | CL | CM | CCS | RTS | KS | DS | DSXL | DSXL LED | RBS | RBS XL | PS | **BENDS & CURVES** | BATONS | WORKROOM & FES



CUSTOM BENDING & CURVING

- Forest will custom bend and curve our drapery hardware to your exact specifications. Or, bend and curve at your workroom with our equipment.
- All custom bend and curve orders require a template at actual size. Mail to Forest Drapery Hardware, 2500 Donn Drive, Cartersville GA 30120, Attn: Customer Service.
- Polished Chrome and wood foil finishes cannot be bent or curved. Satin Nickel and Bronze finishes may be slightly distorted at the site of the bend/curve.

BEND/CURVE THESE SYSTEMS

Track Systems: CS on pages 3-6, CCS on pages 7-8 and KS/DS on pages 11-12

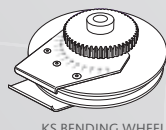
Decorative Metal H-Rail Systems: Dresden Traversing on pages 41-42, and Deventer CRS on pages 47-48

Motorized Systems: FMS on pages 73-74, Dresden on pages 83-84, and Deventer MRS on pages 89-90

KS/DS BENDING

5002-00 KS Bender Complete Set

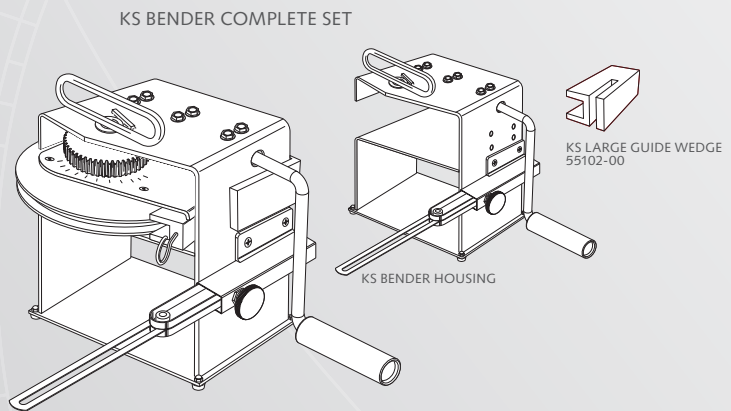
Set Includes housing, KS bending wheel, KS bending strips, and KS small and large guide wedges. Mounting hardware is not included.



KS BENDING WHEEL



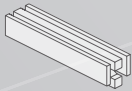

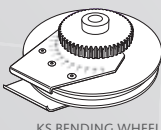

KS SMALL GUIDE WEDGE
5307-00



KS BENDER COMPLETE SET

KS BENDER HOUSING

KS LARGE GUIDE WEDGE
55102-00

KS, DS BENDING	COMPONENT	KS, DS BENDING	COMPONENT
• 	Bending Strips 5302-00 KS 5312-00 DS	• 	Small Guide Wedge 5307-00 KS (pictured) 5308-00 DS white 5309-00 DS grey Both DS wedges are required.
• 	Bending Wheel Sets Includes wheel, wedges, and bending strips. 55401-00 KS 55402-00 DS	• 	Large Guide Wedge 55102-00 KS (pictured) 55103-00 DS white 55104-00 DS grey Both DS wedges are required.

BENDING & CURVING

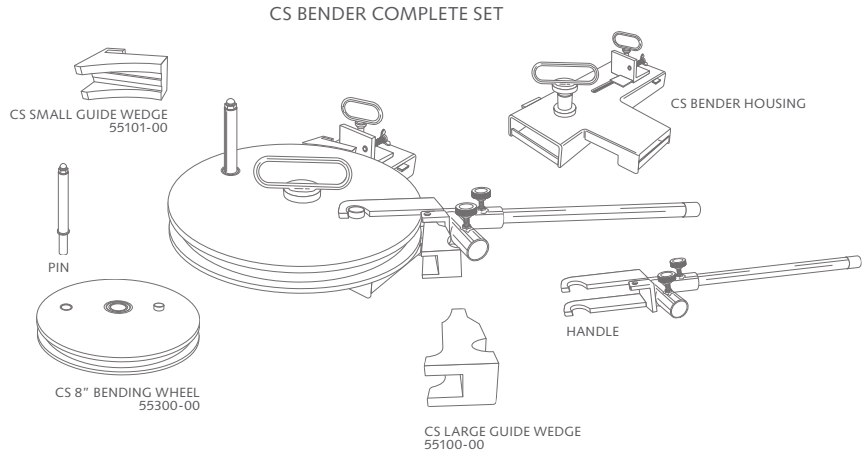
CS | CL | CM | CCS | RTS | KS | DS | DSXL | DSXL LED | RBS | RBS XL | PS | **BENDS & CURVES** | BATONS | WORKROOM & FES

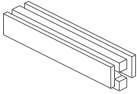
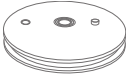

CS/CCS/FMS/H-RAIL BENDING


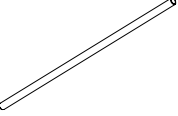

55001-00

CS Bender Complete Set

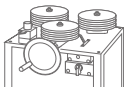

Set includes CS bender housing, CS 8" bending wheel with pin, CS bending strips, CS small and large guide wedges. Mounting hardware is not included.




CS, CCS, FMS, H-RAIL BENDING	COMPONENT
• 	Bending Strips 55302-00 CS 55303-00 CCS 55306-00 FMS 55314-00 H-Rail
• 	Bending Wheels 55301-00 CS 6" 55300-00 CS 8" 55310-00 H-Rail
• 	Small Guide Wedge 55101-00 CS/CCS/FMS (pictured) 55315-00 H-Rail

CS, CCS, FMS, H-RAIL BENDING	COMPONENT
• 	Large Guide Wedge 55100-00 CS/CCS/FMS (pictured) 55316-00 H-Rail
• 	Extension Arm for handle 55317-00
• 	Stand for CS Bender 55318-00

KS/CS/CCS/FMS/H-RAIL CURVING
















CURVING	COMPONENT
• 	Electronic Continuous Curver 110 Volt curver for accurate and high output curving. Wheels not included. 5004-00
• 	Curving Wheels, set of 3 5304-00 KS 5306-00 DS 5305-00 CS/CCS/FMS 55311-00 H-Rail

CURVING	COMPONENT
• 	Curving Strips 55308-00 KS, 23' 55304-00 DS/CCS, 23' 55307-00 CS/FMS, 23' 55313-00 H-Rail, 23'

BATONS

CS | CL | CM | CCS | RTS | KS | DS | DSXL | DSXL LED | RBS | RBS XL | PS | BENDS & CURVES | **BATONS** | WORKROOM & FES






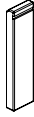
BATONS

BATONS	COMPONENT	BATONS	COMPONENT
 snap  adaptor	3/8" Fiberglass Baton Must order screw separately 36" 54110-25 white w/ snap 54310-25 white w/ adaptor 54110-24, -59, -81, -90 w/ snap 48" 54111-25 white w/ snap 54311-25 white w/ adaptor 54111-24, -59, -65, -81, -90 w/ snap 60" 54112-25 white w/ snap 54312-25 white w/ adaptor 54112-24, -59, -81, -90 w/ snap 72" 54113-25 white w/ snap 54313-25 white w/ adaptor 54113-24, -59, -81, -90 w/ snap 84" 54114-25 white w/ snap 54314-25 white w/ adaptor 96" 54115-25 white w/ snap 54315-25 white w/ adaptor	 snap  adaptor 1/2" Clear Acrylic Baton Must order screw separately 36" 54510-00 w/ snap 54710-00 w/ adaptor 48" 54511-00 w/ snap 54711-00 w/ adaptor 60" 54512-00 w/ snap 54712-00 w/ adaptor 72" 54513-00 w/ snap 54713-00 w/ adaptor	
	Colors available for 3/8" Fiberglass Batons  24 Satin Brass  25 White  59 Black  65 Brown 48" only  81 Bronze  90 Silver		 9013-00 Baton Holder, clear acrylic
	 adaptor ADA Clear Acrylic Baton 48" 54911-00 w/ adaptor 60" 54912-00 w/ adaptor		 54001-16 Baton Snap
			 9015-00 Hex Head Shoulder Screw for baton w/ adaptor
			 54000-16 D-Ring

DECORATIVE METAL & WOOD BATONS



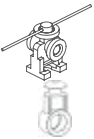

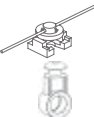


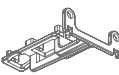
WORKROOM COMPONENTS

WORKROOM	COMPONENT	WORKROOM	COMPONENT
●	 <p>9009-00 Large Stiffener w/ grommet Adjustable for ceiling or wall</p>	●	 <p>9100-00 Channel Protector For CS Track</p>
●	 <p>9011-00 Small Stiffener w/ grommet For sheers</p>	●	 <p>52500-00 Corded Assembly Tool</p>
●	 <p>9003-25 00 Clear, 59 Black 1" Snap Tape for Ripplefold 4 1/4" OC spacing</p>	●	 <p>5000-00 Track Opener</p>



FES® FOREST EASYFLEX SYSTEM


- Fold depth is fully customizable with Easyflex tape and carriers.
- Ceiling space required is equal to the spacing between the hook placement in the Easyflex tape.
- Fits all Forest Tracks.

FES	COMPONENT	FES	COMPONENT
●	 <p>Wheeled Connected Snap Carrier in plastic sleeve 2107-25 60%, 2 5/8" OC 2106-25 80%, 2 3/8" OC 2105-25 100%, 2 1/8" OC 2108-25 120%, 1 7/8" OC</p>	●	 <p>9037-25 Easyflex Hook</p>
●	 <p>Two-Piece Connected Snap w/ Square Base in plastic sleeve 2114-25 60%, 2 5/8" OC 2111-25 80%, 2 3/8" OC 2112-25 100%, 2 1/8" OC 2115-25 120%, 1 7/8" OC</p>	●	 <p>9039-25 Easyflex End Hook</p>
		●	 <p>9036-00 Easyflex Tape 3" wide, 9/16" spacing</p>
		●	 <p>9040-25 Overlap R/L FES Master</p>



FOREST DECORATIVE METAL COLLECTIONS

Ringed pole sets, baton draw traversing, cord draw traversing and motorized (see pages 83-90)



Glasgow

1 3/8" Acrylic Pole Sets



Lisbon

1 3/16" Brass Pole Sets



Dresden

1 1/8" Brass Pole Sets



Aveiro

1 3/16" Steel Pole Sets



Deventer

1 1/8" Deco Pole Sets




Porto

3/4" & 1 3/16" Wrought Iron Pole Sets



Our decorative metal collections offer the perfect combination of style and functionality. With a wide variety of styles from contemporary to traditional, and many stunning finishes, you are sure to find the right hardware for your design.



Dresden

- 1 1/8" Baton Draw Traversing Sets
- 1 1/8" & 1 9/16" Cord Draw Traversing Sets



MOTOR CONTROL
P. 83-88



Frankfurt

1" Square Rail Traversing Sets



Stuttgart

Rectangle, C & Oval Rail Traversing



Deventer CRS

1 1/8" Baton Draw Traversing Sets



MOTOR CONTROL
P. 89-90

METAL

GLASGOW | DRESDEN | DEVENTER DECO | LISBON | AVEIRO | PORTO | DRESDEN | DEVENTER CRS | FRANKFURT | STUTTGART

METAL POLE SETS GLASGOW ACRYLIC




GLASGOW COLLECTION

1 3/8" Acrylic Pole Sets
Recommended weight is 4 lbs/ft. depending on application.



Scan for more information on
FOREST GLASGOW POLE SETS

AVAILABLE FINISHES XX = finish color



22
Polished
Chrome

23
Polished
Brass

89
Graphite



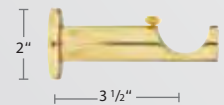
3335AHP-00
1 3/8" Hollow Acrylic Pole, 10'



3035RWB-XX
Recess Wall Bracket



3035CYL-XX
Cylinder Bracket



3035CYE-XX
Extended Cylinder Bracket




3035CCB-XX
Closed Bracket



3035CWB-XX
Extended Closed Bracket



3035RIN-XX
Metal Ring w/ Eyelet
& Plastic Insert



3035CON-XX
Joining Bracket

GLASGOW COLLECTION (CONTINUED)



Clear Acrylic Glasgow Pole with Sphere Finial and Polished Brass Collar




Clear Acrylic Glasgow Pole, Pillbox Finial with Polished Chrome Collar, Rings & Bracket




Clear Acrylic Glasgow Pole, Cylinder Finial with Graphite Collar

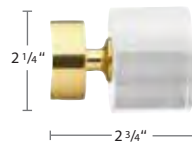
GLASGOW COLLECTION FINIALS



3035BAL-XX
Sphere Finial



3035CIL-XX
Cylinder Finial



3035PIL-XX
Pillbox Finial

METAL

GLASGOW | **DRESDEN** | DEVENTER DECO | LISBON | AVEIRO | PORTO | DRESDEN | DEVENTER CRS | FRANKFURT | STUTTART

METAL POLE SETS DRESDEN




DRESDEN COLLECTION

1 1/8" Brass Pole Sets with Finials or a French Return
Recommended weight is 4 lbs/ft. depending on application.




Scan for more information on
FOREST DRESDEN POLE SETS

AVAILABLE FINISHES XX = finish color



B801-28-XX
1 1/8" Brass Pole, 16' 4"




B11950-28-XX
Single Wall or Ceiling Bracket



B11952-28-XX
Double Wall Bracket



B11598-28-L-XX
B11598-28-R-XX
French Return, 3 1/8" P




B400-80-XX
Support Bracket for French Return



B122028-XX
Inside Mount Bracket



B125930-XX
Flat Ring w/ Eyelet
Includes Plastic Insert



B122928-XX
Swivel Elbow



2030SPL-23
Splice

METAL

GLASGOW | **DRESDEN** | DEVENTER DECO | LISBON | AVEIRO | PORTO | DRESDEN | DEVENTER CRS | FRANKFURT | STUTTGART

DRESDEN COLLECTION (CONTINUED)



29 Satin Nickel Dresden Pole with French Return



22 Polished Chrome Dresden Pole with Ardea Finial and Socket

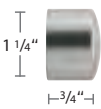


24 Satin Brass Dresden Pole with Napoli Finial




59 Black Dresden Double Pole Set with Largo Finial in front and End Cap in back

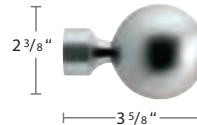
DRESDEN COLLECTION FINIALS



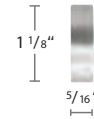
B124028-XX
End Cap Finial




B690-XX
Pescara Finial



B3362-XX
Alassio Finial




B124128-XX
Alea Finial



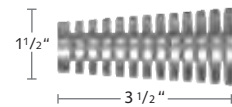
B650-XX
Verona Finial




B610-XX
Napoli Finial



B660-22, 24, 29, 70
Roma Finial



B3521-28-XX
Ischia Finial



B315-28-XX
Largo Finial



B3389-100
Ardea Finial
B3389/1-XX
Socket for Ardea Finia

METAL

GLASGOW | DRESDEN | **DEVENTER DECO** | LISBON | AVEIRO | PORTO | DRESDEN | DEVENTER CRS | FRANKFURT | STUTTART

METAL POLES SETS DEVENTER DECO



DEVENTER DECO COLLECTION

1 1/8" Aluminum Pole Sets with plastic inlay on pole and inside rings
Recommended weight is 4 lbs/ft. depending on application.




Scan for more information on
FOREST DEVENTER DECO POLE SETS

AVAILABLE FINISHES XX = finish color



29
Satin
Nickel



81
Antique
Bronze



89
Graphite



95
Taupe



51819-XX
1 1/8" Aluminum Pole, 19"



53401-XX
Single Bracket
3" P



53402-XX
Extended Single Bracket
4 3/4" P



53406-XX
Double Bracket
6" P
Do not use with Ripplefold




53407-XX
Extended Double Bracket
7 3/4" P
Use with Ripplefold



53412-XX
Inside Mount Bracket



51800-XX
Flat Ring
with plastic insert



53413-90
Deventer Rail Connector
aluminum, 3"

DEVENTER COLLECTION (CONTINUED)

Ultra quiet and smooth operation with a plastic inlay on the top of the pole and inside the rings.



29 Satin Nickel Deventer Deco Pole with Notched Finial

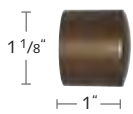


89 Graphite Deventer Deco Pole with Notched Finial



95 Taupe Deventer Deco Pole with Notched Finial


DEVENTER COLLECTION FINIALS



52430-XX
Deventer End Cap Finial



52431-XX
Deventer Ball Finial



52432-XX
Deventer Notched Finial

METAL

GLASGOW | DRESDEN | DEVENTER DECO | LISBON | AVEIRO | PORTO | DRESDEN | DEVENTER CRS | FRANKFURT | STUTTGART

METAL POLE SETS LISBON



LISBON COLLECTION

1 3/16" Brass Pole Sets with Finials or a French Return
Recommended weight is 4 lbs/ft. depending on application.



Scan for more information on
FOREST LISBON POLE SETS

AVAILABLE FINISHES XX = finish color




22 Polished Chrome



23 Polished Brass




24 Satin Brass



27 Rose Gold




29 Satin Nickel




32 Antique Bronze



36 Oil Rubbed Bronze



66 French Bronze



89 Graphite



2030SMP-XX
1 3/16" Brass Pole, 16'




2230FRE-XX
French Return
Wall Bracket, 3 1/2"P




2230TOL-XX
Toledo Open
Wall Bracket



2230CIR-XX
Irati Closed
Ceiling Bracket



2230IRA-XX
Irati Closed
Wall Bracket



2230EVI-XX
Viana Extended Closed
Wall Bracket



2230DIR-XX
Double Irati
Wall Bracket
Not for use w/ grommets



2230OIM-XX
Open Inside Mount
Wall Bracket



2330SHR-XX
Plastic Lined
Smooth Hollow Ring
w/ Clip-on Eyelet



2330FRI-XX
Flat Ring

METAL

GLASGOW | DRESDEN | DEVENTER DECO | LISBON | AVEIRO | PORTO | DRESDEN | DEVENTER CRS | FRANKFURT | STUTTART

LISBON COLLECTION (CONTINUED)

22 Polished Chrome Lisbon Pole with French Return



24 Satin Brass Lisbon Pole with French Return




27 Rose Gold Lisbon Pole with Velate Finial




66 French Bronze Lisbon Pole with Toscana Finial




29 Satin Nickel Lisbon Pole with Velate Finial




LISBON COLLECTION FINIALS, BATON, SPLICE & HOLDBACK




2130END-XX
End Cap Finial




2130ACR-XX
Acrylic Ball Finial




2130BLO-XX
Block Finial




2130TIE-XX
Tier Finial




2130VEL-XX
Velate Finial



2130CIL-XX
Cilindro Finial



2130INC-XX
Inca Finial



2130SLA-XX
Slant Finial



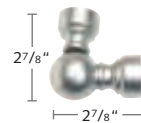
2130TOS-XX
Toscana Finial



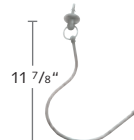
29MWAND-XX
Metal Control Baton 40"
See all batons p. 23



2030SPL-23
Pole Splice



2130SWI-XX
Swivel Corner Connector



26SWING-XX
Swing Holdback

METAL POLE SETS LISBON

METAL

GLASGOW | DRESDEN | DEVENTER DECO | LISBON | AVEIRO | PORTO | DRESDEN | DEVENTER CRS | FRANKFURT | STUTTGART

METAL POLE SETS AVEIRO STAINLESS STEEL



AVEIRO COLLECTION

1 3/16" Stainless Steel Pole Sets with Finials or a French Return
Recommended weight is 4 lbs/ft. depending on application.



Scan for more information on
FOREST AVEIRO POLE SETS

AVAILABLE FINISHES XX = finish color




16
Stainless Steel
19'



25
Shiny White
19'



59
Matte Black
16'



87
Bronze Brilliant
16'




88
Shiny Black
19'




2030SMP-XX
1 3/16" Brass Pole



2230FRE-XX
French Return
Wall Bracket, 3 1/2" P



2230CYL-XX
Cylinder Wall Bracket




2230DCB-XX
Cylinder Double Wall Bracket
Not for use w/ grommets




2230CEI-XX
Cylinder Ceiling Bracket




2230CIR-XX
Irati Closed Ceiling Bracket



2230IRA-XX
Irati Closed Wall Bracket



2230EVI-XX
Viana Extended Closed
Wall Bracket



2230DIR-XX
Double Irati Wall Bracket
Not for use w/ grommets



2230OIM-XX
Open Inside Mount
Bracket




2230FRI-XX
Flat Ring
w/ Plastic Insert

AVEIRO COLLECTION (CONTINUED)

16 Stainless Steel Aveiro Pole with 87 Bronze Brilliant Components



87 Bronze Brilliant Aveiro Pole with French Return



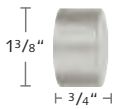
16 Stainless Steel Aveiro Pole with Acrylic Ball Finial




59 Black Matte Aveiro Pole, End Cap and Rings




LISBON COLLECTION FINIALS, BATON, SPLICE & HOLDBACK




2130END-XX
End Cap Finial




2130CLM-16 Round Brn
2130CLB-16 Round Blk only in -16 Stainless Steel




2130CUM-16 Square Brn
2130CUB-16 Square Blk only in -16 Stainless Steel



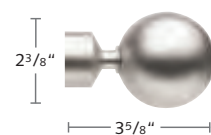
2130ROL-XX
Steel Rollenbild Finial



2130ROL-00 Stainless Steel Rollenbild Finial
2130ROL-25c, 87c, 88c Clear Rollenbild Finial



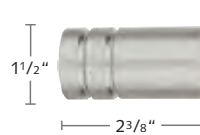
2130ACR-XX
Acrylic Ball Finial




2130VEL-XX
Velate Finial



2130POP-XX
Pop Finial



2130CIL-XX
Cilindro Finial



2130INC-XX
Inca Finial



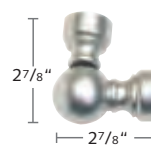
29AWAND-16
Round Baton 40"
See all batons p. 23



29SWAND-16
Square Baton 40"
See all batons p. 23



2030SPL-23
Pole Splice



2130SWI-XX
Swivel Corner Connector

METAL

GLASGOW | DRESDEN | DEVENTER DECO | LISBON | AVEIRO | **PORTO** | DRESDEN | DEVENTER CRS | FRANKFURT | STUTTART

METAL POLE SETS 3/4" PORTO WROUGHT IRON




PORTO 3/4" COLLECTION

AVAILABLE FINISHES XX = finish color

3/4" Wrought Iron Pole Sets
Recommended weight is 4 lbs./ft. depending on application.



Scan for more information on FOREST PORTO POLE SETS



33 Black Silver


35 Grey Copper

37 Sand Gold

38 Rust

40 Graphite Rust

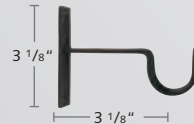
59 Black



2020SIR-XX
3/4" Wrought Iron Pole, 13'



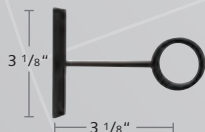
2220CEI-XX
3/4" Ceiling Bracket



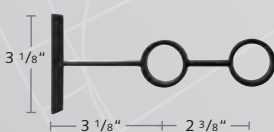
2220YOR-XX
3/4" York Single Open Bracket



2220DYO-XX
3/4" York Double Open Bracket



2220CYR-XX
3/4" York Wall/Ceiling Closed Bracket



2220DCY-XX
3/4" York Double Wall Closed Bracket



2220ILA-XX
3/4" Inside Mount Bracket



2320IRI-XX
3/4" Smooth Ring w/ Plastic Insert

PORTO 3/4" COLLECTION (CONTINUED)

37 Sand Gold Porto Pole with Caracola Finial




35 Grey Copper Porto Pole with Bola Finial




38 Rust Porto Pole with Berry Finial



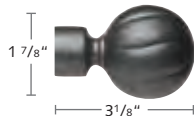
40 Graphite Rust Porto Pole with Troia Finial



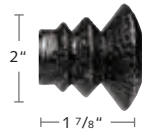
3/4" PORTO COLLECTION FINIALS, BATON & SPLICE



2120IEN-XX
3/4" End Cap Finial



2120BOL-XX
3/4" Bola Finial



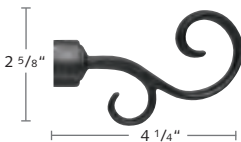
2120EVE-XX
3/4" Everest Finial



2120BER-XX
3/4" Berry Finial



2120CAR-XX
3/4" Caracola Finial



2120TRO-XX
3/4" Troia Finial



2120MAR-XX
3/4" Marte Finial



29IWAND-XX
Iron Baton 40"
See all batons p. 23



2020SPL-23
Pole Splice



2120SWI-XX
3/4" Swivel Corner Connector

METAL

GLASGOW | DRESDEN | DEVENTER DECO | LISBON | AVEIRO | PORTO | DRESDEN | DEVENTER CRS | FRANKFURT | STUTTGART

METAL POLE SETS 1 3/16" PORTO WROUGHT IRON




PORTO 1 3/16" COLLECTION

1 3/16" Wrought Iron Pole Sets
Recommended weight is 4 lbs/ft. depending on application.




Scan for more information on
FOREST PORTO POLE SETS

AVAILABLE FINISHES XX = finish color



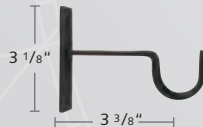
33 Black Silver 35 Grey Copper 37 Sand Gold 38 Rust 40 Graphite Rust 59 Black



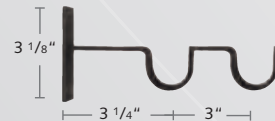
2030SIR-XX
1 3/16" Wrought Iron Pole, 13'



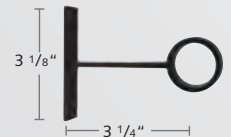
2230CEI-XX
1 3/16" Ceiling Bracket



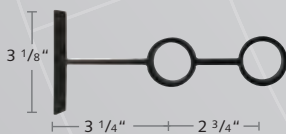
2230YOR-XX
1 3/16" York Single Open Bracket



2230DYO-XX
1 3/16" York Double Open Bracket



2230CYR-XX
1 3/16" York Single Closed Bracket



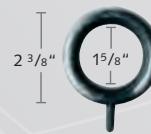
2230DCY-XX
1 3/16" York Double Closed Bracket



2230ILA-XX
1 3/16" Inside Mount Bracket



2230FRT-XX
1 3/16" French Return Bracket
3 3/8" P



2330IRI-XX
1 3/16" Smooth Ring w/ Plastic Insert



2330FRI-XX
1 3/16" Flat Ring w/ Plastic Insert

PORTO 1 3/16" COLLECTION (CONTINUED)

33 Black Silver Porto Pole with French Return Bracket



37 Sand Gold Porto Pole with Troia Finial and York Closed Bracket




35 Grey Copper Porto Pole with York Open Bracket and Caracola Finial




59 Black Porto Pole with Ball Finial and York Closed Bracket




1 3/16" PORTO COLLECTION FINIALS & BATON



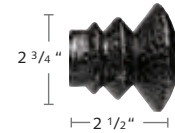
2130IEN-XX
1 3/16" End Cap Finial




2130BAL-XX
1 3/16" Ball Finial



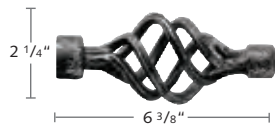
2130BOL-XX
1 3/16" Bola Finial



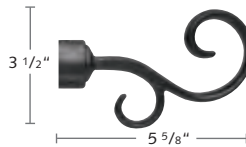
2130EVE-XX
1 3/16" Everest Finial



2130BER-XX
1 3/16" Berry Finial



2130CAR-XX
1 3/16" Caracola Finial



2130TRO-XX
1 3/16" Troia Finial



2130MAR-XX
1 3/16" Marte Finial



29IWAND-XX
Iron Control Baton
Length: 40"
See all batons p. 23



2030SPL-23
Pole Splice



2130SWI-XX
1 3/16" Swivel Corner Connector

METAL

GLASGOW | DRESDEN | DEVENTER DECO | LISBON | AVEIRO | PORTO | **DRESDEN** | DEVENTER CRS | FRANKFURT | STUTTGART


METAL TRAVERSING DRESDEN



Scan for more information on
FOREST DRESDEN TRAVERSING

DRESDEN TRAVERSING

70 Bronze Matte Rail with 70 Bronze Matte Roma Finial



22 Polished Chrome Rail with Ardea Finial and Socket



223 Oak Foil Rail with 29 Satin Nickel Alassio Finial



- 1 1/8" heavy duty hand or baton draw h-rail system for one- or two-way pinch pleat or ripplefold drapery.

- Wall or ceiling mount. See bracket count below.

Up to 60" = 2 brackets

61-120" = 3 brackets

121-180" = 4 brackets

181-240" = 5 brackets

- Maximum weight is 4 lbs per foot depending on application.

- Bendable – Dresden traversing can be curved and reversed curved using an 8" radius or continuous curve. An exact size template is required. See end of document for more information.

ASSEMBLED SYSTEM

Includes rail, end cap finial, carriers, end stop, masters, wall or ceiling brackets, and 36" white fiberglass baton. Indicate pinch pleat or ripplefold when ordering.

AVAILABLE FINISHES XX/XXX = finish color



22 Polished Chrome




24 Satin Brass



26 Brushed Gold




29 Satin Nickel



70 Bronze Matte



59 Black



222 Beech




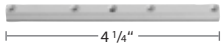


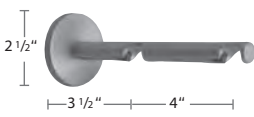
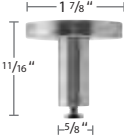

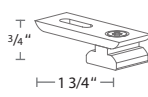

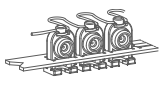
223 Oak


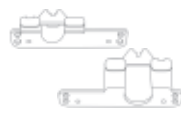
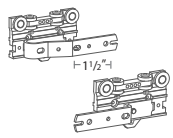
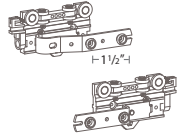
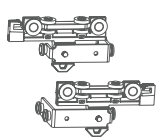





224 Walnut

METAL

GLASGOW | DRESDEN | DEVENTER DECO | LISBON | AVEIRO | PORTO | **DRESDEN** | DEVENTER CRS | FRANKFURT | STUTTGART

DRESDEN	COMPONENT
● 	B808-28-XX 1 1/8" Aluminum H-Rail 19' 7"
● 	B899-4-00 1 1/8" & 1 9/16" Rail Connector
● 	B11670-XX Single Wall Bracket
● 	B11670-120-XX Extended Single Wall Bracket
● 	B11672-190-XX Double Wall Bracket
● 	B11873-50-XX Ceiling Bracket
● 	B11873-15-XX Ceiling Bracket 5/8" Extension
● 	53408-XX 22 chrome, 25 white, 24 gold, 29 satin nickel, 59 black Flush Ceiling Bracket Cannot use finials
● 	B11598-28-L-XX B11598-28-R-XX French Return, 3 1/8" P
● 	Wheeled Connected Snap Carriers on plastic strip 2207-25 60% fullness, 2 5/8" OC 2206-25 24 gold, 59 black, 65 brown, 90 silver 80% fullness, 2 3/8" OC 2205-25 100% fullness, 2 1/8" OC 2208-25 120% fullness, 1 7/8" OC

DRESDEN	COMPONENT
● 	52002-25 24 gold, 59 black, 65 brown, 90 silver Slim Line Ball Bearing Carrier
● 	B8809-23-00 Overlap R B8809-24-00 Underlap L 59 black Plastic Snap Master
● 	52502-25 Overlap R 52504-25 Underlap L 59 black Standard Multi-Functional Master Use stiffener w/ exposed baton or hooks w/ hidden baton
● 	52502-25A Overlap R 52504-25A Underlap L 59A black Standard Multi-Functional Master w/ snaps
● 	52411-25A Butt R 52412-25A Butt L 24A gold, 59A black, 65A brown, 90A silver Wheeled Butt Master w/snap adaptor Designed for hidden baton
● 	B122928-XX Swivel Elbow
● 	V799-2-00 End Stop
●	Fiberglass batons in 36", 48", 60" and 72" lengths and these colors. 

METAL

GLASGOW | DRESDEN | DEVENTER DECO | LISBON | AVEIRO | PORTO | **DRESDEN** | DEVENTER CRS | FRANKFURT | STUTTART

METAL TRAVERSING DRESDEN 1 1/8" CORDED



Scan for more information on
FOREST DRESDEN 1 1/8" CORDED

DRESDEN 1 1/8" CORDED

- Light duty cord draw system for one- or two-way pinch pleat or ripplefold drapery.
- Wall or ceiling mount. See bracket count below.
 - Up to 60" = 2 brackets
 - 61-120" = 3 brackets
 - 121-180" = 4 brackets
 - 181-240" = 5 brackets
- Bendable – 1 1/8" Dresden Corded can be curved and reversed curved using an 8" radius or continuous curve. An exact size template is required. Polished chrome rails cannot be bent or curved. See end of document for more information.
- Maximum weight is 50 lbs. Not designed to pull heavy weight draperies.

ASSEMBLED SYSTEM

Includes rail, cord pulley in finished housing (Finials are optional and must be ordered separately.), carriers, masters, wall or ceiling brackets and child safety device. Indicate pinch pleat or ripplefold when ordering.



1 1/8" Dresden Corded Traversing System in 29 Satin Nickel

AVAILABLE FINISHES XX = finish color



22
Polished Chrome



26
Brushed Gold




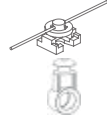





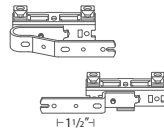

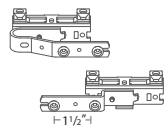


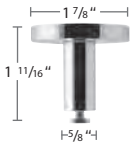

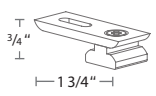
29
Satin Nickel



59
Black

METAL

GLASGOW | DRESDEN | DEVENTER DECO | LISBON | AVEIRO | PORTO | **DRESDEN** | DEVENTER CRS | FRANKFURT | STUTTGART

1 1/8" CORDED	COMPONENT	1 1/8" CORDED	COMPONENT
●	 <p>B809-28-XX 1 1/8" Aluminum Rail for Cord Draw 19' 7"</p>	●	 <p>Two Piece Connected Snap Carrier w/ Square Base, in plastic sleeve. Use 1 1/4" snap tape 2114-25, 59 black 60% fullness, 2 5/8" OC 2111-25, 65 brown, 90 silver 80% fullness, 2 3/8" OC 2112-25, 59 black 100% fullness, 2 1/8" OC 2115-25, 59 black 120% fullness, 1 7/8" OC</p>
●	 <p>B11687-XX 1 1/8" Cord Pulley in finished housing Finial optional</p>	●	 <p>52008-25 65 brown Slim Line Klick Carrier Allows drapery to hang and conceal track</p>
●	 <p>B11686-XX 1 1/8" Return Pulley in finished housing Finial optional</p>	●	 <p>52009-25 Ball Bearing Carrier</p>
●	 <p>B899-4-00 Rail Connector</p>	●	 <p>52508-25 Overlap R 52509-25 Underlap L 59 black, 65 brown, 90 silver Swivel Foot Multi-Functional Master</p>
●	 <p>B11670-XX 1 1/8" Single Wall Bracket</p>	●	 <p>52508-25A Overlap R 52509-25A Underlap L 59 black, 65 brown, 90 silver Swivel Foot Multi-Functional Master w/ snaps</p>
●	 <p>B11672-190-XX 1 1/8" Double Wall Bracket</p>	●	 <p>52510-25 65 brown Cord Connector</p>
●	 <p>B11873-50-XX Ceiling Bracket</p>	●	 <p>9004-25 3.2mm Cord 273.4 yds./roll</p>
●	 <p>B11873-15-XX Ceiling Bracket 5/8" Extension</p>	●	 <p>49501-25 Tension Device For child safety</p>
●	 <p>53408-XX 22 chrome, 25 white, 24 gold, 29 satin nickel, 59 black Flush Ceiling Bracket Cannot use finials</p>		

METAL TRAVERSING DRESDEN 1 1/8" CORDED

METAL

GLASGOW | DRESDEN | DEVENTER DECO | LISBON | AVEIRO | PORTO | **DRESDEN** | DEVENTER CRS | FRANKFURT | STUTTART

METAL TRAVERSING DRESDEN 1 9/16" CORDED



Scan for more information on
FOREST DRESDEN 1 9/16" CORDED

DRESDEN 1 9/16" CORDED

- Light duty cord draw system for one- or two-way pinch pleat or ripplefold drapery.
- Wall or ceiling mount. See bracket count below.
 - Up to 60" = 2 brackets
 - 61-120" = 3 brackets
 - 121-180" = 4 brackets
 - 181-240" = 5 brackets
- Maximum weight is 50 lbs. Not designed to pull heavy weight draperies.

ASSEMBLED SYSTEM

Includes rail, cord pulley in finished housing, carriers, masters, wall or ceiling brackets and child safety device. Indicate pinch pleat or ripplefold when ordering.



1 9/16" Dresden Corded Traversing System in 59 Black

AVAILABLE FINISHES XX = finish color





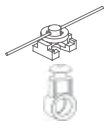





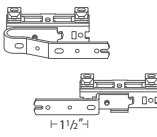

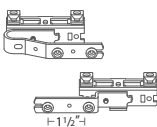




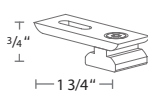
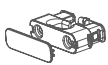
29
Satin Nickel



59
Black

METAL

GLASGOW | DRESDEN | DEVENTER DECO | LISBON | AVEIRO | PORTO | **DRESDEN** | DEVENTER CRS | FRANKFURT | STUTTGART

1 9/16" CORDED	COMPONENT	1 9/16" CORDED	COMPONENT
	 <p>B809-40-XX 1 9/16" Aluminum Rail for Cord Draw 19' 7"</p>		
	 <p>B11687-40-XX 1 9/16" Cord Pulley in finished housing</p>		 <p>Two Piece Connected Snap Carrier w/ Square Base, in plastic sleeve. Use 1 1/4" snap tape 2114-25, 59 black 60% fullness, 2 5/8" OC 2111-25, 65 brown, 90 silver 80% fullness, 2 3/8" OC 2112-25, 59 black 100% fullness, 2 1/8" OC 2115-25, 59 black 120% fullness, 1 7/8" OC</p>
	 <p>B11686-40-XX 1 9/16" Return Pulley in finished housing</p>		 <p>52008-25 65 brown Slim Line Klick Carrier Allows drapery to hang and conceal track</p>
	 <p>B899-4-00 Rail Connector</p>		 <p>52009-25 Ball Bearing Carrier</p>
	 <p>B40970-XX 1 9/16" Single Wall Bracket</p>		 <p>52508-25 Overlap R 52509-25 Underlap L 59 black, 65 brown, 90 silver Swivel Foot Multi-Functional Master</p>
	 <p>B40872-XX 1 9/16" Double Wall Bracket</p>		 <p>52508-25A Overlap R 52509-25A Underlap L 59A black, 65A brown, 90A silver Swivel Foot Multi-Functional Master w/ snaps</p>
	 <p>B11873-50-XX Ceiling Bracket</p>		 <p>52510-25 65 brown Cord Connector</p>
	 <p>B11873-15-XX Ceiling Bracket 5/8" Extension</p>		 <p>9004-25 3.2mm Cord 273.4 yds./roll</p>
	 <p>53408-XX 25 white, 29 satin nickel, 59 black Flush Ceiling Bracket Cannot use finials</p>		 <p>49501-25 Tension Device For child safety</p>

METAL TRAVERSING DRESDEN 1 9/16" CORDED

METAL

GLASGOW | DRESDEN | DEVENTER DECO | LISBON | AVEIRO | PORTO | DRESDEN | **DEVENTER CRS** | FRANKFURT | STUTTART

METAL TRAVERSING DEVENTER CRS




Scan for more information on
FOREST DEVENTER CRS TRAVERSING



59 Black Deventer CRS Rail with Ball Finial in front & End Cap in back



81 Antique Bronze Deventer CRS Rail with End Cap Finial



29 Satin Nickel Deventer CRS Rail with Notched Finial

DEVENTER CRS® TRAVERSING

- 1 1/8" heavy duty baton draw h-rail system for one- or two-way pinch pleat or ripplefold drapery.
- Wall or ceiling mount. See bracket count below.
 - Up to 60" = 2 brackets
 - 61-120" = 3 brackets
 - 121-180" = 4 brackets
 - 181-240" = 5 brackets
- Maximum weight is 4 lbs per foot depending on application.
- Bendable – Deventer CRS traversing can be curved and reversed curved using an 8" radius or continuous curve. An exact size template is required. See end of document for more information.
- See motorized version on pages 87-88.

ASSEMBLED SYSTEM

Includes rail, end cap finial, carriers, end stop, masters, wall or ceiling brackets and 36" white fiberglass baton (see all batons p. 23). Indicate pinch pleat or ripplefold when ordering.

AVAILABLE FINISHES XX = finish color



24 Satin Brass




25 White



29 Satin Nickel



59 Black



81 Antique Bronze












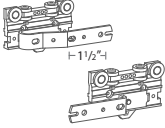

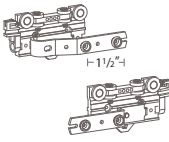

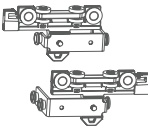
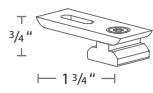






89 Graphite



95 Taupe

METAL

GLASGOW | DRESDEN | DEVENTER DECO | LISBON | AVEIRO | PORTO | DRESDEN | **DEVENTER CRS** | FRANKFURT | STUTTGART

DEVENTER	COMPONENT	DEVENTER	COMPONENT
	51419-XX 1 1/8" Aluminum CRS Rail 19'		Wheeled Connected Snap Carriers on plastic strip 2207-25 60% fullness, 2 5/8" OC 2206-25, 24, 59, 65, 90 80% fullness, 2 3/8" OC 2205-25 100% fullness, 2 1/8" OC 2208-25 120% fullness, 1 7/8" OC
	53413-90 Rail Connector aluminum, 3"		52002-25 24 gold, 59 black, 65 brown, 90 silver Slim Line Ball Bearing Carrier
	53401-XX Single Wall Bracket 3" P		52110-25 CRS Carrier UV-proof, synthetic material
	53402-XX Extended Single Wall Bracket 4 3/4" P		B8809-23-00 Overlap R B8809-24-00 Underlap L 59 black Plastic Snap Master
	53406-XX Double Wall Bracket 6" P Do not use w/ Ripplefold		52502-25 Overlap R 52504-25 Underlap L 59 black Standard Multi-Functional Master Use stiffener w/ exposed baton or hooks w/ hidden baton
	53407-XX Extended Double Wall Bracket 7 3/4" P Use w/ Ripplefold		52502-25A Overlap R 52504-25A Underlap L 59A black Standard Multi-Functional Master w/ snaps
	53412-XX Inside Mount Bracket		52411-25A Butt R 52412-25A Butt L 24A gold, 59A black, 65A brown, 90A silver Wheeled Butt Master w/snap adaptor Designed for hidden baton
	53408-XX 22 chrome, 25 white, 24 gold, 29 satin nickel, 59 black Flush Ceiling Bracket Cannot use finials		2551-25 Small Extension Arm
	53403-XX Bracket Extension		52420-25 Metal End Stop w/ Screw To attach carrier as end stop
	52430-XX End Cap Finial		
	52431-XX Ball Finial		
	52432-XX Notched Finial		

METAL TRAVERSING DEVENTER CRS

METAL

GLASGOW | DRESDEN | DEVENTER DECO | LISBON | AVEIRO | PORTO | DRESDEN | DEVENTER CRS | **FRANKFURT** | STUTTGART

METAL TRAVERSING FRANKFURT



Scan for more information on
FOREST FRANKFURT SQUARE RAIL



22 Polished Chrome Square Rail, Fina End Cap and Bracket



29 Satin Nickel Square Rail, Fina End Cap and Invisible Bracket



59 Black Square Rail with 22 Polished Chrome Fina End Cap and Bracket

AVAILABLE FINISHES XX = finish color



22
Polished Chrome



29
Satin Nickel





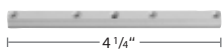
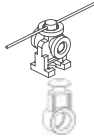



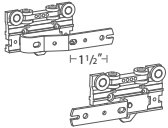

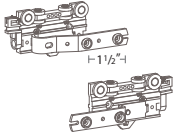


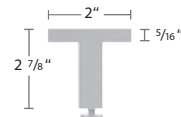
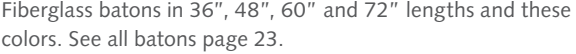



59
Black

FRANKFURT SQUARE RAIL

- 1" traversing square rail system for one- or two-way pinch pleat or ripplefold drapery.
- Wall or ceiling mount. See bracket count below.
 - Up to 60" = 2 brackets
 - 61-120" = 3 brackets
 - 121-180" = 4 brackets
 - 181-240" = 5 brackets
- Maximum weight is 4 lbs per foot depending on application.

ASSEMBLED SYSTEM

Includes rail, end cap finial, carriers, end stop, masters, wall or ceiling brackets and 36" white fiberglass baton (see all batons p. 23). Indicate pinch pleat or ripplefold when ordering.

SQUARE	COMPONENT	SQUARE	COMPONENT
	B8082525-XX 1" Square Rail 19' 7"		Wheeled Connected Snap Carriers, on plastic strip 2207-25 60% fullness, 2 5/8" OC 2206-25, 59 black, 90 silver 80% fullness, 2 3/8" OC 2205-25 100% fullness, 2 1/8" OC 2208-25 120% fullness, 1 7/8" OC
	B899-4-00 1 1/8" & 1 9/16" Rail Connector		Wheeled Connected Snap Carrier in plastic sleeve 2107-25, 59 black 60% fullness, 2 5/8" OC 2106-25, 59 black, 90 silver 80% fullness, 2 3/8" OC 2105-25, 24 gold, 59 black, 65 brown, 90 silver 100% fullness, 2 1/8" OC 2108-25, 59 black 120% fullness, 1 7/8" OC
	B1242525-XX Fina End Cap Finial		52002-25 24 gold, 59 black, 65 brown, 90 silver Slim Line Ball Bearing Carrier
	B11470-25-XX Wall Bracket		52502-25 Overlap R 52504-25 Underlap L 59 black Standard Multi-Functional Master Use stiffener w/ exposed baton or hooks w/ hidden baton
	B11472-25-XX Double Wall Bracket		52502-25A Overlap R 52504-25A Underlap L 59A black Standard Multi-Functional Master w/ snaps
	B11470-40-XX Bracket Extension for B11470-25-XX and B11472-25-XX		V799-2-00 End Stop
	B11473-80-XX Ceiling Bracket/ Invisible Wall Bracket		Fiberglass batons in 36", 48", 60" and 72" lengths and these colors. See all batons page 23.
	B11473-15-XX Ceiling Bracket 5/8" Extension		White Satin Brass Black Brown 48" only Bronze Silver
	B11592-00 Flush Ceiling Bracket		

METAL

GLASGOW | DRESDEN | DEVENTER DECO | LISBON | AVEIRO | PORTO | DRESDEN | DEVENTER CRS | FRANKFURT | **STUTTGART**

METAL TRAVERSING STUTTGART RECTANGLE RAIL



Scan for more information on
FOREST RECTANGLE RAIL

STUTTGART RECTANGLE RAIL

- Rectangle rail system for one- or two-way pinch pleat or ripplefold drapery.
- Wall or ceiling mount. See bracket count below.
 - Up to 60" = 2 brackets
 - 61-120" = 3 brackets
 - 121-180" = 4 brackets
 - 181-240" = 5 brackets
- Maximum weight is 4 lbs per foot depending on application.

ASSEMBLED SYSTEM

Includes rail, end cap finial, carriers, end stop, masters, wall or ceiling brackets and 36" white fiberglass baton (see all batons p. 23). Indicate pinch pleat or ripplefold when ordering.



22 Polished Chrome Rectangle Rail with 29 Satin Nickel Bracket and Square Finial with Spacer



29 Satin Nickel Rectangle Rail with Satin Nickel End Cap Finial and Invisible Bracket

AVAILABLE FINISHES XX = finish color




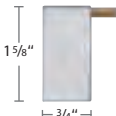


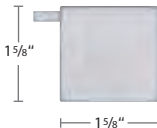
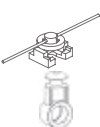
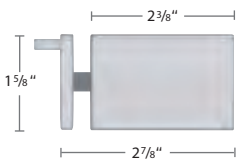

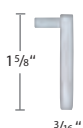
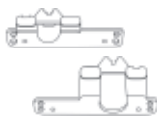

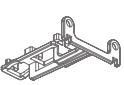


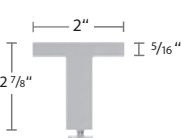







22
Polished Chrome



29
Satin Nickel



59
Black

RECTANGLE	COMPONENT	RECTANGLE	COMPONENT
●	 <p>B8084015-XX Rectangle Rail 19' 7"</p>	●	 <p>B1224015-XX Inside Mount Bracket</p>
●	 <p>B899-4-00 Rail Connector</p>	●	 <p>B11592-00 Flush Ceiling Bracket</p>
●	 <p>B11580-XX Square Finial</p>	●	<p>Two Piece Connected Snap Carrier w/ Square Base, in plastic sleeve. Use 1 1/4" snap tape</p> <p>2114-25, 59 black 60% fullness, 2 5/8" OC</p> <p>2111-25, 65 brown, 90 silver 80% fullness, 2 3/8" OC</p> <p>2112-25, 59 black 100% fullness, 2 1/8" OC</p> <p>2115-25, 59 black 120% fullness, 1 7/8" OC</p> 
●	 <p>B11581-XX Square Finial w/ Spacer</p>	●	 <p>52002-25 24 gold, 59 black, 65 brown, 90 silver Slim Line Ball Bearing Carrier</p>
●	 <p>B1254015-XX End Cap Finial</p>	●	 <p>B8809-23-00 Overlap R B8809-24-00 Underlap L 59 black Plastic Snap Master</p>
●	 <p>B11570-80-XX Single Wall Bracket</p>	●	 <p>9040-25 Overlap R/L FES Master</p>
●	 <p>B11570-2-190-XX Double Wall Bracket</p>	●	 <p>V799-2-00 End Stop</p>
●	 <p>B11473-80-XX Ceiling Bracket/ Invisible Wall Bracket</p>	●	<p>Fiberglass batons in 36", 48", 60" and 72" lengths and these colors. See all batons page 23.</p> <div style="display: flex; justify-content: space-around; align-items: center;"> <div style="text-align: center;">  White </div> <div style="text-align: center;">  Satin Brass </div> <div style="text-align: center;">  Black </div> <div style="text-align: center;">  Brown 48" only </div> <div style="text-align: center;">  Bronze </div> <div style="text-align: center;">  Silver </div> </div>
●	 <p>B11473-15-XX Ceiling Bracket 5/8" Extension</p>		

METAL

GLASGOW | DRESDEN | DEVENTER DECO | LISBON | AVEIRO | PORTO | DRESDEN | DEVENTER CRS | FRANKFURT | **STUTT GART**

METAL TRAVERSING STUTT GART C-RAIL



Scan for more information on
FOREST STUTT GART C-RAIL

STUTT GART C-RAIL

- C-Rail system for one- or two-way pinch pleat or ripplefold drapery.
- Wall or ceiling mount. See bracket count below.

Up to 60" = 2 brackets
61-120" = 3 brackets
121-180" = 4 brackets
181-240" = 5 brackets

- Maximum weight is 4 lbs per foot depending on application.

ASSEMBLED PRICING

Includes rail, end cap finial, carriers, end stop, masters, wall or ceiling brackets and 36" white fiberglass baton (see all batons p. 23). Indicate pinch pleat or ripplefold when ordering.



29 Satin Nickel C-Rail with Sala End Cap Finial

AVAILABLE FINISHES XX = finish color



22
Polished Chrome



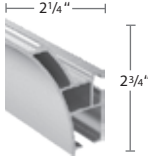
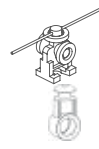
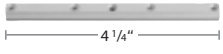

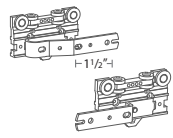
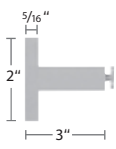
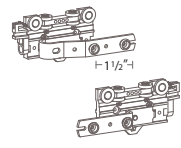

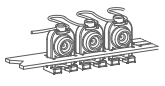


29
Satin Nickel



59
Black

METAL

GLASGOW | DRESDEN | DEVENTER DECO | LISBON | AVEIRO | PORTO | DRESDEN | DEVENTER CRS | FRANKFURT | **STUTT GART**

C-RAIL	COMPONENT	C-RAIL	COMPONENT
	B8087057-XX C Rail 19' 7"		Wheeled Connected Snap Carrier in plastic sleeve 2107-25, 59 black 60% fullness, 2 5/8" OC 2106-25, 59 black, 90 silver 80% fullness, 2 3/8" OC 2105-25, 24 gold, 59 black, 65 brown, 90 silver 100% fullness, 2 1/8" OC 2108-25, 59 black 120% fullness, 1 7/8" OC
	B899-4-00 1 1/8" & 1 9/16" Rail Connector		52002-25 24 gold, 59 black, 65 brown, 90 silver Slim Line Ball Bearing Carrier
	B1247057-L-XX B1247057-R-XX Sala End Cap Finial		52502-25 Overlap R 52504-25 Underlap L 59 black Standard Multi-Functional Master Use stiffener w/ exposed baton or hooks w/ hidden baton
	B11473-80-XX Wall/Ceiling Bracket		52502-25A Overlap R 52504-25A Underlap L 59A black Standard Multi-Functional Master w/ snaps
	B11591-00 90° Ceiling Bracket Can be used as recess bracket		52411-25A Butt R 52412-25A Butt L 24A gold, 59A black, 65A brown, 90A silver Wheeled Butt Master w/snap adaptor Designed for hidden baton
	Wheeled Connected Snap Carriers on plastic strip 2207-25 60% fullness, 2 5/8" OC 2206-25, 59 black, 90 silver 80% fullness, 2 3/8" OC 2205-25 100% fullness, 2 1/8" OC 2208-25 120% fullness, 1 7/8" OC		V799-2-00 End Stop
			Fiberglass batons in 36", 48", 60" and 72" lengths and these colors. See all batons page 23. White Satin Brass Black Brown 48" only Bronze Silver

METAL

GLASGOW | DRESDEN | DEVENTER DECO | LISBON | AVEIRO | PORTO | DRESDEN | DEVENTER CRS | FRANKFURT | **STUTTGART**

METAL TRAVERSING STUTTGART OVAL RAIL



Scan for more information on
FOREST STUTTGART OVAL RAIL



1 1/2" Oval Rail in 22 Polished Chrome with Sona End Cap



2 3/4" Oval Rail in 29 Satin Nickel with Flush Bracket and Sona End Cap



2 3/4" Double Oval Rail in 59 Black with 22 Polished Chrome
Sona End Caps

AVAILABLE FINISHES XX = finish color



22
Polished Chrome



29
Satin Nickel



59
Black

STUTTGART OVAL RAIL

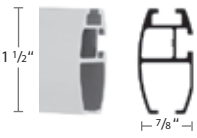
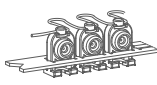


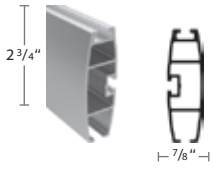


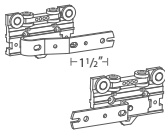
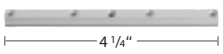
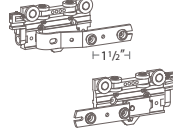


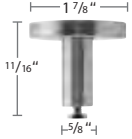
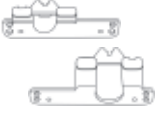
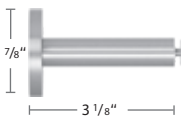



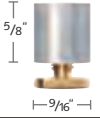

- 1" & 2 3/4" traversing oval rail system for one- or two-way pinch pleat or ripplefold drapery.
- Wall or ceiling mount. See bracket count below.
 - Up to 60" = 2 brackets
 - 61-120" = 3 brackets
 - 121-180" = 4 brackets
 - 181-240" = 5 brackets
- Maximum weight is 4 lbs per foot depending on application.

ASSEMBLED SYSTEM

Includes rail, end cap finial, carriers, end stop, masters, wall or ceiling brackets and 36" white fiberglass baton (see all batons p. 23). Indicate pinch pleat or ripplefold when ordering.

METAL

GLASGOW | DRESDEN | DEVENTER DECO | LISBON | AVEIRO | PORTO | DRESDEN | DEVENTER CRS | FRANKFURT | **STUTT GART**

OVAL	COMPONENT	OVAL	COMPONENT	
	B8084020-XX 1 1/2" Oval Rail 19' 7"		Wheeled Connected Snap Carriers on plastic strip 2207-25 60% fullness, 2 5/8" OC 2206-25, 59 black, 90 silver 80% fullness, 2 3/8" OC 2205-25 100% fullness, 2 1/8" OC 2208-25 120% fullness, 1 7/8" OC	
	B1254022-XX 1 1/2" Sona End Cap 1/4" Projection			Wheeled Connected Snap Carrier in plastic sleeve 2107-25, 59 black 60% fullness, 2 5/8" OC 2106-25, 59 black, 90 silver 80% fullness, 2 3/8" OC 2105-25, 24 gold, 59 black, 65 brown, 90 silver 100% fullness, 2 1/8" OC 2108-25, 59 black 120% fullness, 1 7/8" OC
	B8087022-XX 2 3/4" Oval Rail 19' 7"			
	B1247022-XX 2 3/4" Sona End Cap 1/4" Projection		52502-25 Overlap R 52504-25 Underlap L 59 black Standard Multi-Functional Master Use stiffener w/ exposed baton or hooks w/ hidden baton	
	B899-4-00 1 1/8" & 1 9/16" Rail Connector			52502-25A Overlap R 52504-25A Underlap L 59A black Standard Multi-Functional Master w/ snaps
	B11370-80-XX Single Wall Bracket			52411-25A Butt R 52412-25A Butt L 24A gold, 59A black, 65A brown, 90A silver Wheeled Butt Master w/snap adaptor Designed for hidden baton
	B11873-50-XX Ceiling Bracket/ Invisible Wall Bracket			B8809-23-00 Overlap R B8809-24-00 Underlap L 59 black Plastic Snap Master
	B11873-80-XX Extended Wall/ Ceiling Bracket			V799-2-00 End Stop
	B11870-40-XX 1 1/2" B11870-80-XX 3" Bracket Extensions for B11873-50-XX and B11873-80-XX			Fiberglass batons in 36", 48", 60" and 72" lengths and these colors. See all batons page 23.
	B11873-15-XX Ceiling Bracket 5/8" Extension	White Satin Brass Black Brown Bronze Silver 48" only		
	B11592-00 Flush Ceiling Bracket			

METAL TRAVERSING STUTT GART OVAL RAIL



FOREST DECORATIVE WOOD COLLECTIONS

Pole sets, hand drawn traversing, cord draw traversing and motorized.

Valencia 1 3/4"

Pole Sets



Seville 1 3/8"

Pole Sets





Our wood drapery poles and accessories are made from only the finest solid woods such as ayous and ash. The richness of these woods and lovely finishes applied will add warmth and timeless beauty to any room.

Cordoba 2"

Pole Sets, Traversing & Motorized



MOTOR
CONTROL
AVAILABLE

Granada 2 3/4"

Pole Sets, Traversing & Motorized



MOTOR
CONTROL
AVAILABLE

WOOD

1 3/4" VALENCIA POLE SETS | 1 3/8" SEVILLE POLE SETS | 2" CORDOBA POLE SETS | 2 3/4" GRANADA POLE SETS | TRAVERSING WOOD

WOOD POLES SETS VALENCIA




VALENCIA COLLECTION

1 3/4" Valencia wood pole sets made from highly grained, strong ash wood. Recommended weight is 4 lbs./ft. depending on application.




Scan for more information on
FOREST VALENCIA POLE SETS

AVAILABLE FINISHES XX = finish color




80
Driftwood




81
Weathered
Oak



82
Redwood



83
Tiger Oak



84
Espresso

VALENCIA COLLECTION POLE & COMPONENTS



1045SWO-XX
1 3/4" Smooth Wood Pole
Stock Length: 8'



1245WBR-XX
Valencia Wall Bracket



1345WRI-XX
Valencia Wood Ring

WOOD

1 3/4" VALENCIA POLE SETS | 1 3/8" SEVILLE POLE SETS | 2" CORDOBA POLE SETS | 2 3/4" GRANADA POLE SETS | TRAVERSING WOOD

VALENCIA COLLECTION (CONTINUED)

Ash wood from France gives this collection a beautifully grained appearance.



80 Driftwood Smooth Pole with Castell Finial



81 Weathered Oak Smooth Pole with Granada Finial



82 Redwood Smooth Pole with Ringed Ball Finial

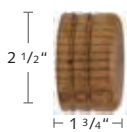


83 Tiger Oak Smooth Pole with Smooth Ball Finial



84 Espresso Smooth Pole with End Cap Finial

VALENCIA COLLECTION FINIALS



1145WEN-XX
End Cap Finial




1145SMO-XX
Smooth Ball Finial



1145RIN-XX
Ringed Ball Finial



1145GRA-XX
Granada Finial



1145CAS-XX
Castell Finial

WOOD

1 3/4" VALENCIA POLE SETS | 1 3/8" SEVILLE POLE SETS | 2" CORDOBA POLE SETS | 2 3/4" GRANADA POLE SETS | TRAVERSING WOOD

WOOD POLE SETS SEVILLE



SEVILLE COLLECTION

1 3/8" Wood pole sets made from strong Ayous wood.
Recommended weight is 4 lbs./ft. depending on application.



Scan for more information on
FOREST SEVILLE POLE SETS

AVAILABLE FINISHES XX = finish color



00
Unfinished



25
White



58
Stone



59
Black



70
Hazel



71
Honey



72
Walnut



73
Natural

SEVILLE COLLECTION POLE & BRACKETS



1035SWO-XX
1 3/8" Smooth Wood Pole
Stock Length: 13'



1235CYL-XX
Cylinder Bracket



1235CLA-XX
Classic Open Bracket



1235CEI-XX
Ceiling Bracket



1235IMB-XX
Inside Mount Bracket

WOOD

1 3/4" VALENCIA POLE SETS | 1 3/8" SEVILLE POLE SETS | 2" CORDOBA POLE SETS | 2 3/4" GRANADA POLE SETS | TRAVERSING WOOD

SEVILLE COLLECTION (CONTINUED)

72 Walnut Pole with Deka Finial



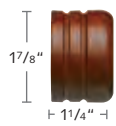
70 Hazel Pole with Redondo Finial



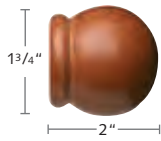
25 White Pole with Country Finial



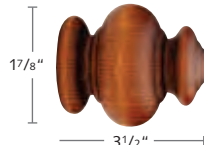
SEVILLE COLLECTION FINIALS, RINGS, HOLDBACKS & BATONS



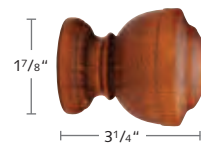
1135WEN-XX
End Cap Finial



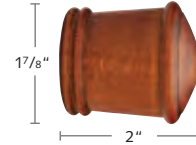
1135BOL-XX
Bola Finial




1135ODI-XX
Odiseia Finial




1135CAL-XX
Calice Finial




1135COR-XX
Corona Finial



1135COU-XX
Country Finial



1335WRI-XX
1 3/8" Wood Ring
w/ Eyelet



16WHOLD-XX
Wood Holdback



14WLSHI-00
Rosette w/
Carved Post



19WWAND-XX
40" Wood Baton



19CWAND-XX
40" Modern Wood Baton

WOOD

1 3/4" VALENCIA POLE SETS | 1 3/8" SEVILLE POLE SETS | **2" CORDOBA POLE SETS** | 2 3/4" GRANADA POLE SETS | TRAVERSING WOOD

WOOD POLE SETS CORDOBA



CORDOBA COLLECTION

2" Wood pole sets made from strong Ayous wood.
Recommended weight is 4 lbs./ft. depending on application.



**MOTOR
CONTROL
AVAILABLE**



Scan for more information on
FOREST CORDOBA POLE SETS

AVAILABLE FINISHES XX = finish color Not all components are stocked in Antiqued finishes. Please call for availability.




00 Unfinished	25 White	37 Sand Gold Antiqued* smooth poles only	45 Leather Antiqued* smooth poles only	58 Stone smooth poles only	59 Black	70 Hazel	71 Honey	72 Walnut	73 Natural
------------------	-------------	--	--	-------------------------------------	-------------	-------------	-------------	--------------	---------------

CORDOBA COLLECTION POLES & BRACKETS



1051SWO-XX
2" Smooth
Stock Length: 14'



1051RWO-XX
2" Reeded
Stock Length: 14'



1251WBR-XX
Wood Bracket



1251EUR-XX
Euro Wood Bracket




1251WIM-XX
Open Inside Mount
Bracket

CORDOBA COLLECTION (CONTINUED)


71 Honey Smooth Pole with Zenith Finial



58 Stone Smooth Pole with Ringed Ball Finial



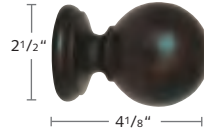
72 Walnut Reeded Pole with Odiseia Finial



CORDOBA COLLECTION FINIALS, RINGS, HOLDBACKS & BATONS



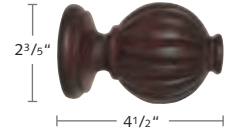
1151WEN-XX
End Cap Finial



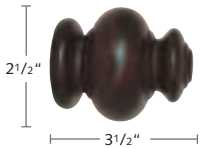
1151SMO-XX
Smooth Ball Finial



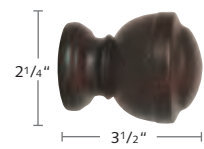
1151RIN-XX
Ringed Ball Finial




1151FLU-XX
Fluted Ball Finial



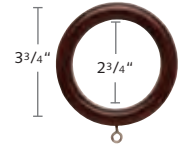
1151ODI-XX
Odiseia Finial



1151CAL-XX
Calice Finial



1151ZEN-XX
Zenith Finial



1351WRI-XX
2" Wood Ring
w/ Eyelet



16WHOLD-XX
Wood Holdback



14WLSHI-00
Rosette w/ Carved Post



19WWAND-XX
40" Wood Baton



19CWAND-XX
40" Modern Wood Baton

WOOD

1 3/4" VALENCIA POLE SETS | 1 3/8" SEVILLE POLE SETS | 2" CORDOBA POLE SETS | **2 3/4" GRANADA POLE SETS** | TRAVERSING WOOD

WOOD POLE SETS GRANADA



GRANADA COLLECTION

2 3/4" Wood pole sets made from strong Ayous wood.
Recommended weight is 4 lbs./ft. depending on application.



Scan for more information on
FOREST GRANADA POLE SETS



**MOTOR
CONTROL
AVAILABLE**

AVAILABLE FINISH XX = finish color




00
Unfinished

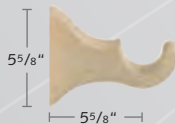
CORDOBA COLLECTION POLES & BRACKETS



1072SWO-00
2 3/4" Smooth
Stock Length: 13'



1072RWO-00
2 3/4" Reeded
Stock Length: 13'



1272WBR-00
Wood Bracket



1272EUR-00
Euro Wood Bracket



1272WIM-00
Open Inside Mount Bracket

WOOD

1 3/4" VALENCIA POLE SETS | 1 3/8" SEVILLE POLE SETS | 2" CORDOBA POLE SETS | **2 3/4" GRANADA POLE SETS** | TRAVERSING WOOD

GRANADA COLLECTION (CONTINUED)



The Granada Collection is stocked unfinished. Call sales for pricing on your custom finish request.


GRANADA COLLECTION FINIALS, RINGS, HOLDBACKS & BATONS




1172WEN-00
End Cap Finial



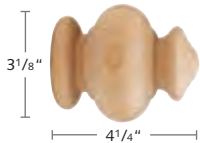
1172SMO-00
Smooth Ball Finial



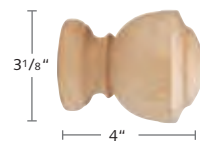
1172RIN-00
Ringed Ball Finial



1172FLU-00
Fluted Ball Finial




1172ODI-00
Odiseia Finial




1172CAL-00
Calice Finial



1172TRA-00
Traditional Finial



1172ZEN-00
Zenith Finial



1372WRI-00
2 3/4" Wood Ring
w/ Eyelet



16WHOLD-00
Wood Holdback



14WLSHI-00
Rosette w/ Carved Post



19WWAND-00
40" Wood Baton



19CWAND-00
40" Modern Wood Baton

WOOD

1 3/4" VALENCIA POLE SETS | 1 3/8" SEVILLE POLE SETS | 2" CORDOBA POLE SETS | 2 3/4" GRANADA POLE SETS | **TRAVERSING WOOD**

WOOD TRAVERSING SYSTEMS



Scan for more information on FOREST WOOD TRAVERSING



72 Walnut wood fascia over brown CS Track. Carriers are also available in colors.



MOTOR CONTROL AVAILABLE

WOOD TRAVERSING

- 2" & 2 3/4" heavy duty hand, baton or cord draw traversing system for one- or two-way pinch pleat or ripplefold drapery.
- Maximum weight is 4 lbs per foot depending on application.

ASSEMBLED SYSTEM

Includes wood pole fascia, assembled track, wall brackets (bracket cover optional and available for purchase separately), customer's choice of finials, c-ring where specified, and 36" white fiberglass baton. Indicate pinch pleat or ripplefold when ordering.

AVAILABLE FINISHES XX = finish color *Not all components are stocked in antiqued finishes. Please call for availability.




- | | | | | | | | | | |
|---------------|----------|--|--|----------------------------|----------|----------|----------|-----------|------------|
| 00 Unfinished | 25 White | 37 Sand Gold Antiqued* smooth poles only | 45 Leather Antiqued* smooth poles only | 58 Stone smooth poles only | 59 Black | 70 Hazel | 71 Honey | 72 Walnut | 73 Natural |
|---------------|----------|--|--|----------------------------|----------|----------|----------|-----------|------------|

WOOD

1 3/4" VALENCIA POLE SETS | 1 3/8" SEVILLE POLE SETS | 2" CORDOBA POLE SETS | 2 3/4" GRANADA POLE SETS | **TRAVERSING WOOD**

TRAVERSING WOOD POLES



1051RSW-XX
2" CORDOBA
Routed Smooth
Stock Length: 14'

1072RSW-00
2 3/4" GRANADA
Routed Smooth
Stock Length: 13'

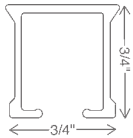



1051RRW-XX
2" CORDOBA
Routed Reeded
Stock Length: 14'

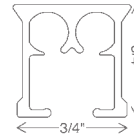

1072RRW-00
2 3/4" GRANADA
Routed Reeded
Stock Length: 13'

TRAVERSING WOOD TRACKS

Use CS Track in white, black, brown or silver with color coordinating components, or use cord draw CCS Track in white, brown or silver with color coordinating components. Use with pinch pleat or ripplefold draperies.



CS® CONTRACT SYSTEM
Aluminum extrusion, powder coated and lubricated.
Available in 25 white, 59 black, 65 brown and 90 silver.

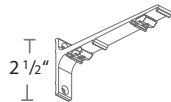


CCS® CONTRACT CORD SYSTEM
Aluminum extrusion, white, powder coated, lubricated. Available in 25 white, 65 brown and 90 silver. All corded systems include child safety tension device.

TRAVERSING WOOD BRACKETS



3280-25
59 black, 65 brown, 90 silver
3" Single Wall Bracket
heavy duty
projection 2 1/2"



3281-25
59 black, 65 brown
6" Double Wall Bracket
heavy duty
projection 1 1/2", 5 1/2"




3284-25
65 brown
10" Triple Wall Bracket
heavy duty
projection 2", 6 5/8", 9 5/16"



32801-25
59 black, 90 silver + 10%
Wall Bracket Cover, optional


OPTIONAL C-RINGS



1352WRI-XX
C-Ring
Choose white, black or brown carrier



52007-25
59 black, 65 brown + 10%
C-Ring Carrier



52405-90 Overlap R
52406-90 Underlap L
65 brown
C-Ring Master Carrier

BATON OPTIONS




19WWAND-XX
40" Wood Baton



19CWAND-XX
40" Modern Wood Baton

Fiberglass batons come in 36", 48", 60" and 72" lengths and colors below.






FOREST MOTORIZED COLLECTIONS

A variety of track systems, roman shades, decorative metal and decorative wood

FMS®

HEAVY DUTY TRACK SYSTEM




RMS

RECESSED TRACK SYSTEM




BCS®

CONTRACT BLIND SYSTEM



DRESDEN

1 1/8" & 1 9/16" DECORATIVE METAL






Our wide range of control options make finding a fit for your room easy; controlling the drapery by hand, remote or by building automation system. When controlling motorized drapery with your smart phone or tablet, you can create and schedule customized room schedules that allow your drapes to operate on their own throughout the day.

DSXL LED

DESIGNER TRACK WITH LED LIGHTING



RBS®

ROMAN BLIND SYSTEM



DEVENTER MRS®

1 1/8" DECORATIVE METAL



CORDOBA/GRANADA

2" & 2 3/4" DECORATIVE WOOD



MOTORIZATION

SHUTTLE MOTOR SPECIFICATIONS | FMS | RMS | DSXL LED | RBS | BCS | DRESDEN | DEVENTER MRS | CORDOBA/GRANADA



SMART HOME
READY



APP
CONTROL



WIRELESS
REMOTE



TOUCH
CONTROL



Hey Google



Hey Siri



Hey Alexa



MOTORIZATION SHUTTLE MOTOR SPECIFICATIONS

SHUTTLE® HD (M)

SHUTTLE® L

SHUTTLE® ECO (S)



SPECIFICATIONS

FEATURES

VOLTAGE SHUTTLE RECEIVER	24V DC Internal, optional	100-240V, 50-60Hz 0.8A Internal	24V DC Internal
POWER SUPPLY	External, 100-240V AC - 1.5A, 50-60Hz; Output 24V DC - 2.7A	Internal	External, 100-240V AC - 0.8A, 50-60Hz; Output 24V DC - 2.5A
MAX POWER	65W	40W	40W
TORQUE	1.5 Nm	1.0 Nm	1.0 Nm
TRAVEL SPEED	5.5" per second standard 7" per second maximum	5.5" per second standard 7" per second maximum	5.5" per second standard 7" per second maximum
NOISE LEVEL	< 40 dB(A)	< 40 dB(A)	< 40 dB(A)
MAXIMUM WEIGHT	160 lbs per motor 120 lbs per motor - curved track	100 lbs per motor 90 lbs per motor - curved track	100 lbs per motor 90 lbs per motor - curved track
DIMENSIONS	2.76" x 1.97" x 9.5"	2.76" x 1.97" x 11"	2.76" x 1.97" x 7.5"
CERTIFICATIONS/MARKINGS	CE/FCC/DOE	CE/FCC/DOE	CE/FCC/DOE
COLOR OPTIONS	White / Black	White	White
TOUCH CONTROL TECHNOLOGY	✓	✓	✓
INTEGRATED EMERGENCY CONTROL	✓	✓	✓
RF COMMUNICATION STANDARD	✓	✓	✓
Z-WAVE COMMUNICATION	-	✓	-
AUTOMATION SYSTEM COMPATIBLE	✓ using RS485 & dry contacts	✓ using RS485 & dry contacts	✓ using RS485 & dry contacts
WI-FI COMPATIBLE	✓	✓	✓
WORKS WITH DS-XL LED DIMMER	✓	✓	✓
WORKS WITH WIRELESS CONNECTOR	✓	✓	✓
CAN BE USED WITH CURVED TRACK	✓	✓	✓
PLUG & PLAY	✓	✓	✓
WARRANTY	10 Years	10 Years	10 Years

MOTORIZATION

SHUTTLE MOTOR SPECIFICATIONS | FMS | RMS | DSXL LED | RBS | BCS | DRESDEN | DEVENTER MRS | CORDOBA/GRANADA



SMART DEVICE CONNECTIVITY

	Shuttle HD & ECO	Shuttle L	Shuttle iOn	Atlantis & BCS	RBS	Forest Connect app	Google Home	Apple Homekit	Amazon Alexa	Google Assistant	Apple Siri	Voice control
Forest Wireless Connector* One way transmitter to control drapery by third party app or by home automation. (433Mhz)	●	●	●	●	●		●	●	●	●	●	●
Forest Wi-Fi Dongle with the Forest Connect app	●	●				●	●		●	●	●	●
110 Volt hardwired building management system		●		●								
24Vdc (Plug-in transformer to 110 Volt AC outlet)	●				●							

* Use Fibaro, Mi Casa Verde or a Samsung Smartthings Hub with the Forest Wireless Connector when integrating with Google Home, Apple Homekit, Amazon Alexa, Google Assistant or Apple Siri.

SHUTTLE® iOn



SPECIFICATIONS

VOLTAGE SHUTTLE RECEIVER	14.8V DC
BATTERY	Internal
MAX POWER	Lithium iOn battery + charger (3-4 months between charges)
TORQUE	30W
TRAVEL SPEED	1.0 Nm
NOISE LEVEL	5.5" per second standard
MAXIMUM WEIGHT	< 40 dB(A)
DIMENSIONS	55 lbs per motor
CERTIFICATIONS/MARKINGS	40 lbs per motor - curved track
COLOR OPTIONS	2" x 3" x 12.25"
	CE/FCC/DOE
	White

FEATURES

TOUCH CONTROL TECHNOLOGY	✓
INTEGRATED EMERGENCY CONTROL	✓
RF COMMUNICATION STANDARD	✓
Z-WAVE COMMUNICATION	-
AUTOMATION SYSTEM COMPATIBLE	✓ using RS485 & dry contacts
WI-FI COMPATIBLE	✓
WORKS WITH DS-XL LED DIMMER	✓
WORKS WITH WIRELESS CONNECTOR	✓
CAN BE USED WITH CURVED TRACK	✓
PLUG & PLAY	✓
WARRANTY	10 Years on motor 2 years on battery pack

Our wide variety of control options make finding a fit for your windows easy – controlling the drapes by hand, remote or even by home automation system. Controlling the motorized system with your smart phone or tablet, you can create and schedule customized room scenes that allow your drapes to operate on their own throughout the day no matter where you are.




FOREST DIAMOND SENSE REMOTE
15-channel remote controls up to 15 motors individually and together, with a timer or manually. Range up to 98 feet. Wall mounted holder included.



FOREST WI-FI DONGLE
With the Forest Wi-Fi Dongle, you can control your motorized system with your smart phone or tablet using the Forest Connect app, or by voice command when integrated with Google Home, Amazon Echo and Siri.



FOREST WIRELESS CONNECTOR
With the Wireless Connector make your new or existing Shuttle motorized drapery system "smart". Add a smart plug and use with Apple Homekit, Google Assistant, or Amazon Alexa. Also, easily incorporate with building management systems, including dry contact controls.



BUILDING AUTOMATION / HOTEL ROOM CONTROLS
All 4 Forest Shuttles can be connected to any building automation system, by relay control.

MOTORIZATION

SHUTTLE MOTORS | **FMS** | RMS | DSXL LED | RBS | BCS | DRESDEN | DEVENTER MRS | CORDOBA/GRANADA



Scan for more information on the
FMS Motorized Track System

MOTORIZATION FMS TRACK

FMS[®] FOREST MOTORIZED SYSTEM

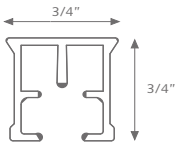




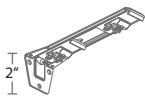
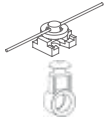



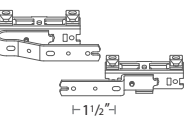
- The original Forest motorized track, aluminum extrusion, white, powder coated and lubricated with a patented process. Ultra-quiet and smooth operation for contract or residential applications.
- Track can be bent or curved. An actual size template is required. See additional bending and curving information at the end of this brochure.
- Maximum weight is 6 lbs/ft.
- Motorize with any Forest Shuttle. See all motor specifications on prior pages. All Forest Shuttle motors include a 10 year warranty.
- Control drapes with a gentle tug, wall switch remote, any home automation system or by smart phone app.

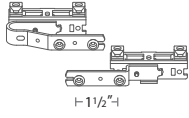



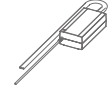

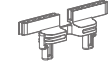
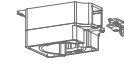





ASSEMBLED SYSTEM

Includes track, masters, pinchpleat or ripplefold carriers, brackets, motor, power supply, and Diamond Sense remote or wall switch.

MOTORIZATION

SHUTTLE MOTORS | **FMS** | RMS | DSXL LED | RBS | BCS | DRESDEN | DEVENTER MRS | CORDOBA/GRANADA

FMS	COMPONENT
	51323-25 white 59 black FMS Track 23' x 10 tracks per bundle bundle = 230'
	3906-25 59 black Track Connector and Key 3904-00
	3003-25 59 black HD Klick Ceiling Bracket
	30031-25 59 black Ceiling Bracket Cover
	53202-25 59 black 3" Klick Single Wall Bracket with wide base adjusts 3" - 4 1/2"
	53206-25 59 black 6" Klick Double Wall Bracket with wide base adjusts 2 1/2" - 4" and 6" - 7 1/2"
	Two Piece Connected Snap Carrier w/ Square Base, in plastic sleeve. Use 1 1/4" snap tape
	2114-25 , 59 black 60% fullness, 2 5/8" OC 2111-25 , 65 brown, 90 silver 80% fullness, 2 3/8" OC 2112-25 , 59 black 100% fullness, 2 1/8" OC 2115-25 , 59 black 120% fullness, 1 7/8" OC
	52008-25 59 black Slim Line Klick Carrier Draperies hang to conceal track
	52009-25 Ball Bearing Carrier for motorization
	52508-25 Overlap Right 52509-25 Underlap Left 59 black Belt Master Carrier

FMS	COMPONENT
	52508-25A Overlap Right 52509-25A Underlap Left 59A black Belt Master Carrier with snaps
	52410-25 Butt Right 52409-25 Butt Left 59 black Butt Master Carrier with snaps
	2552-25 6" Extension Arm for master Use w/ two one-way draw
	52925-25 Shuttle HD (M) white 52925-59 Shuttle HD (M) black 52923-25 Shuttle L 52939-25 Shuttle Eco (S) 52926-25 Shuttle iOn See motor specs on prior pages
	52928-25 7' 6" power cord 52934-25 16' power cord Includes 24 v Power Supply
	9012-25 Transport Belt Kevlar reinforced
	52512-25 white 59 black Transport Belt Connector
	52903-25 59 black Motor Pulley Connects motor to track
	52910-25 59 black Return Pulley
	52931-25D white 59D black Diamond Sense Remote RF, 15 channel w/ holder, Range 98'
	52933-25 white 59 black Diamond Sense Wall Switch 15 channel
	52947-25 Wireless Connector One-way transmitter to control drapery by third party app or home automation. Works with all Forest Shuttle & tubular motors.
	52948-25 59 black Wi-Fi Dongle Bi-directional communication using Forest Connect app. Use with Forest Shuttle motors.

MOTORIZATION

SHUTTLE MOTORS | FMS | **RMS** | DSXL LED | RBS | BCS | DRESDEN | DEVENTER MRS | CORDOBA/GRANADA

MOTORIZATION RECESSED TRACK



Scan for more information on the FOREST RMS Recessed Motorized System

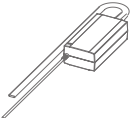




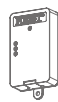


RMS RECESSED MOTORIZED SYSTEM

- Heavy duty aluminum extrusion, white, powder coated and lubricated with a patented process. Ultra-quiet and smooth operation for contract or residential applications.
- Maximum weight is 8 lbs/ft.
- Ultra-quiet, smooth operation with any Forest Shuttle motor. Shuttle motor specs can be found at front of brochure.
- All Forest motors and tracks come with a 10-year warranty.

ASSEMBLED SYSTEM

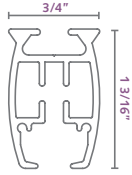
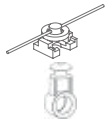

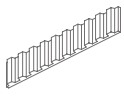
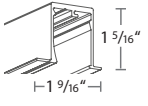
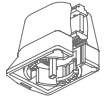

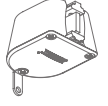


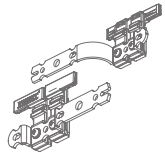
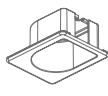



Includes track, masters, pinchpleat or ripplefold carriers, recess profile, fixing strip, wedge, motor, pulley, cover plate, power supply, and Diamond Sense remote or Diamond Sense wall switch.

RMS	COMPONENT
• 	<p>52925-25 Shuttle HD (M) 52925-59 Shuttle H (M) black 52923-25 Shuttle L 52939-25 Shuttle Eco (S) 52926-25 Shuttle iOn See motor specs at front of brochure</p>
• 	<p>52928-25 Power Cord, 7' 6" 52934-25 Power Cord, 16' includes 24 volt power supply</p>
• 	<p>52931-25D white 59D black Diamond Sense Remote RF, 15 channel w/ holder, range 98'</p>

RMS	COMPONENT
• 	<p>52933-25 white 59 black Diamond Sense Wall Switch 15 channel</p>
• 	<p>52947-25 Wireless Connector One way transmitter to control drapery by third party app or by home automation. Works with all Forest Shuttle motors.</p>
•  	<p>52948-25 59 black Wi-Fi Dongle Bi-directional communication using Forest Connect app. Use with Forest Shuttle motors.</p>

MOTORIZATION

SHUTTLE MOTORS | FMS | **RMS** | DSXL LED | RBS | BCS | DRESDEN | DEVENTER MRS | CORDOBA/GRANADA

RMS	COMPONENT	RMS	COMPONENT
●	 <p>51623-25 RMS Track white 23' x 10 tracks/bundle bundle = 230'</p>	●	<p>Two Piece Connected Snap Carrier w/ Square Base, in plastic sleeve. Use 1 1/4" snap tape</p>  <p>2114-25, 59 black 60% fullness, 2 5/8" OC 2111-25, 65 brown, 90 silver 80% fullness, 2 3/8" OC 2112-25, 59 black 100% fullness, 2 1/8" OC 2115-25, 59 black 120% fullness, 1 7/8" OC</p>
●	 <p>3803-25 Track Connector</p>	●	 <p>9112-25 Transport Belt</p>
●	 <p>51723-25 Recess Profile, 23' Order same length as track</p>	●	 <p>53903-25 Motor Pulley Connects motor to track</p>
●	 <p>51724-25 Recess Profile Fixing Strip, 23' Order 6" shorter than track</p>	●	 <p>53910-25 Return Pulley</p>
●	 <p>53914-25 Recess Profile Wedge Order 1 per track</p>	●	 <p>53911-25 Upside Down Pulley</p>
●	 <p>53908-25 Overlap Right 53909-25 Underlap Left FMS Plus Master Carrier</p>	●	 <p>53912-25 Cover Plate for Recess Motor and Return Pulley</p>
●	 <p>52008-25 Slim Line Klick Carrier Draperies hang to conceal track</p>	●	 <p>53913-25 Cover Plate for Recess Motor, Upside Down Motor, and Return Pulley</p>
●	 <p>52009-25 Ball Bearing Carrier for motorization</p>		


MOTORIZATION

SHUTTLE MOTOR SPECIFICATIONS | FMS | RMS | **DSXL LED** | RBS | BCS | DRESDEN | DEVENTER MRS | CORDOBA/GRANADA

MOTORIZATION DSXL LED



Scan for more information on the FOREST DSXL Motorized System



DSXL® LED MOTORIZED DESIGN SYSTEM + LED LIGHTING

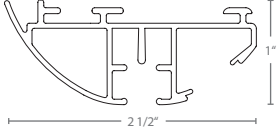


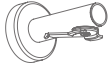
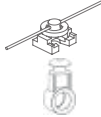


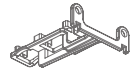

- Elegantly shaped aluminum extrusion, white, powder coated and lubricated with a patented process. LED lighting lights up the backside of drapery or the track itself. Ultra-quiet and smooth operation for contract or residential applications.
- LED strips have low energy consumption, are eco-friendly, dimmable. Lifespan is 30,000 hours.
- Maximum weight is 3 lbs/ft.
- Motorize with any Forest Shuttle. Shuttle motor specs can be found at front of brochure.
- Control drapes with a gentle tug, wall switch remote, any home automation system or by smart phone app.













ASSEMBLED SYSTEM

Includes track, masters, pinchpleat or ripplefold carriers, brackets, lighting components, motor, power supply, and Diamond Sense remote or wall switch.

MOTORIZATION

SHUTTLE MOTOR SPECIFICATIONS | FMS | RMS | **DSXL LED** | RBS | BCS | DRESDEN | DEVENTER MRS | CORDOBA/GRANADA

DSXL LED	COMPONENT
●	 <p>3219-25 DSXL LED Motorized Track white 19' x 10 tracks per bundle bundle = 190'</p>
●	 <p>2311-25 DSXL Track Connector</p>
●	 <p>2302-25 DSXL Swivel Ceiling Bracket</p>
●	 <p>2301-25 DSXL Wall Bracket w/ Swivel</p>
●	<p>Two Piece Connected Snap Carrier w/ Square Base, in plastic sleeve. Use 1 1/4" snap tape</p>  <p>2114-25, 59 black 60% fullness, 2 5/8" OC 2111-25, 65 brown, 90 silver 80% fullness, 2 3/8" OC 2112-25, 59 black 100% fullness, 2 1/8" OC 2115-25, 59 black 120% fullness, 1 7/8" OC</p>
●	 <p>52008-25 Slim Line Klick Carrier Draperies hang to conceal track</p>
●	 <p>52009-25 Ball Bearing Carrier for motorization</p>
●	 <p>9040-25 FES Butt Master</p>
●	 <p>52925-25 Shuttle HD (M) white 52923-25 Shuttle L 52939-25 Shuttle Eco (S) 52926-25 Shuttle iOn See motor specs at front of brochure</p>

DSXL LED	COMPONENT
●	 <p>52928-25 7' 6" power cord 52934-25 16' power cord Includes 24 v Power Supply</p>
●	 <p>9012-25 Transport Belt Kevlar reinforced</p>
●	 <p>52512-25 white Transport Belt Connector</p>
●	 <p>3203-25 Motor Pulley Connects motor to track</p>
●	 <p>3204-25 Return Pulley</p>
●	 <p>52931-25D white 59D black Diamond Sense Remote RF, 15 channel w/ holder, Range 98'</p>
●	 <p>52933-25 white 59 black Diamond Sense Wall Switch 15 channel</p>
●	 <p>52947-25 Wireless Connector One-way transmitter to control drapery by third party app or by home automation. Use with Forest Shuttle & tubular motors.</p>
●	 <p>52948-25 59 black Wi-Fi Dongle Bi-directional communication using Forest Connect app. Use with Forest Shuttle motors.</p>
●	 <p>3000-00 LED Strip, 3000k/24v 30,000 hr lifespan, dimmable</p>
●	 <p>3100-00 Connector Cable For LED Strip</p>
●	 <p>Power Transformer 3101-25 40w, 24v 3102-25 90w, 24v</p>

MOTORIZATION

SHUTTLE MOTOR SPECIFICATIONS | FMS | RMS | DSXL LED | **RBS** | BCS | DRESDEN | DEVENTER MRS | CORDOBA/GRANADA



Scan for more information on the FOREST RBS Motorized System



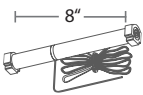
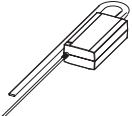


RBS MOTORIZED ROMAN BLIND SYSTEM

- The most durable and functional roman blind system on the market. RBS includes integrated Velcro tape so the fabric can be easily attached and removed.
- Aluminum, white, powder coated extrusion. Best suited for light weight fabrics in contract or residential applications.
- Maximum weight is 10 lbs with a maximum width of 84".
- The Forest tubular motor includes a 10 year warranty. The lithium iOn battery includes a 1 year warranty.

ASSEMBLED SYSTEM

Includes headrail, cord roll supports, brackets, counterweight (if requested), Velcro profile, motor and remote or wall switch. When ordering, please specify motor side, wall or ceiling mount, and number of cord roll supports needed.

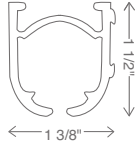
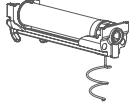
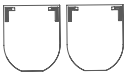
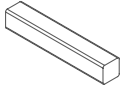
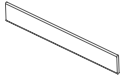



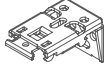
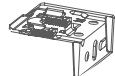
MOTORIZATION RBS

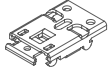
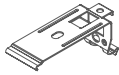







RBS MOT	COMPONENT
● 	62903-25 RBS Tubular Motor, 24 V Double Shaft Lifts up to 10 lbs.
● 	52928-25 7' 6" power cord 52934-25 16' power cord Includes 24 v Power Supply
● 	52931-25D white 59D black Diamond Sense Remote RF, 15 channel w/ holder, Range 98'
● 	52933-25 white 59 black Diamond Sense Wall Switch 15 channel

RBS MOT	COMPONENT
● 	62910-25 RBS Tubular Lithium Motor, 1-year warranty 24 V, includes plug
● 	62911-25 Remote for Lithium Motor 15 channel w/ holder
● 	62912-25 Lithium Battery & Adaptor
● 	52947-25 Wireless Connector One-way transmitter to control drapery by third party app or by home automation. Use with Forest Shuttle & tubular motors.

MOTORIZATION

SHUTTLE MOTOR SPECIFICATIONS | FMS | RMS | DSXL LED | **RBS** | BCS | DRESDEN | DEVENTER MRS | CORDOBA/GRANADA

RBS MOT	COMPONENT
●	 <p>41019-25 RBS Headrail white 19' x 10 rails/bundle bundle = 190'</p>
●	 <p>49010-25 RBS Cord Roll Support w/ quick lock, 12' drop</p>
●	 <p>62913-25 RBS End Caps left & right</p>
●	 <p>41119-90 19' Rod aluminum 3/16" x 3/16"</p>
●	 <p>49005-25 Counterweight, 19' aluminum 1" x 1/8"</p>
●	 <p>31116-25 Velcro Profile w/ Hook Tape, 13.1'</p>
●	 <p>43202-25 Swivel Wall Bracket</p>
●	 <p>43003-25 Swivel Ceiling Bracket</p>
●	 <p>43033-25 Klick Wall Bracket</p>
●	 <p>43034-25 Hidden Klick Multi Bracket</p>

RBS MOT	COMPONENT
●	 <p>43004-25 Klick Ceiling Bracket</p>
●	 <p>49090-25 Valance Bracket attaches to Velcro profile</p>
●	 <p>49091-25 Valance Corners</p>
●	 <p>49008-00 Shade Leveler</p>
●	 <p>39007-25 Velcro Tape 27 yds. per roll</p>
●	 <p>49006-25 Fiberglass Spines, 19' 3/16" diameter</p>
●	 <p>49014-25 Plastic Snap Ring</p>
●	 <p>49013-25 Plastic Ring Cord Guide</p>
●	 <p>49400-25 Shroud 73 yds. per roll</p>

MOTORIZATION

SHUTTLE MOTOR SPECIFICATIONS | FMS | RMS | DSXL LED | RBS | **BCS** | DRESDEN | DEVENTER MRS | CORDOBA/GRANADA

MOTORIZATION BCS



Scan for more information on the FOREST BCS Blind Contract System

BCS BLIND CONTRACT SYSTEM

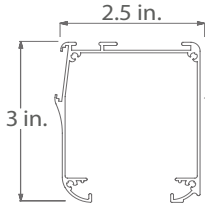

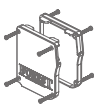

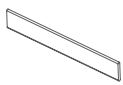




- A heavy duty motorized blind system best suited for medium to heavy weight draperies.
- Aluminum, white, powder coated extrusion.
- Maximum weight is 45 lbs per motor and 8.75 lbs per cord roll. Maximum width is 120".
- Ultra quiet <44dB and easy to install.
- The Forest BCS tubular motor includes a 10 year warranty.




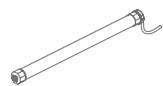



ASSEMBLED SYSTEM

Includes headrail, cord roll supports, brackets, counterweight (if requested), Velcro profile, motor and Diamond Sense remote or wall switch. When ordering, please specify motor side, wall or ceiling mount, and number of cord roll supports needed.

MOTORIZATION

SHUTTLE MOTOR SPECIFICATIONS | FMS | RMS | DSXL LED | RBS | **BCS** | DRESDEN | DEVENTER MRS | CORDOBA/GRANADA

BCS MOT	COMPONENT
●	 <p>61019-25 BCS Headrail white 19' aluminum extrusion</p>
●	 <p>61119-25 BCS 8-Angle Tube, 19'</p>
●	 <p>62309-25 BCS End Caps left & right</p>
●	 <p>49006-25 Fiberglass Rod, 19'</p>
●	 <p>49005-25 BCS Counterweight, 19' aluminum 1" x 1/8"</p>
●	 <p>62000-25 BCS Cord Roll House & Drum contains 18' cord</p>
●	 <p>62200-25 BCS Tube Support place on open end of tube</p>
●	 <p>63001-25 BCS Klick Bracket Wall/Ceiling Bracket</p>
●	 <p>62100-25 BCS Center Support 2" x 2.25"</p>

BCS MOT	COMPONENT
●	 <p>49008-00 Shade Leveler</p>
●	 <p>61125-25 BCS Velcro 7/8" x 4'</p>
●	 <p>49400-25 Shroud 73 yds. per roll</p>
●	 <p>62901-25 Forest Tubular Motor built-in RF receiver, 35mm (1 3/8"), 110v, 6 Nm</p>
●	 <p>52931-25D white 59D black Diamond Sense Remote RF, 15 channel w/ holder, Range 98'</p>
●	 <p>52933-25 white 59 black Diamond Sense Wall Switch 15 channel</p>
●	 <p>52947-25 Wireless Connector One-way transmitter to control drapery by third party app or by home automa- tion. Use with Forest Shuttle & tubular motors.</p>

MOTORIZATION

SHUTTLE MOTORS | FMS | RMS | DSXL LED | RBS | BCS | **DRESDEN** | DEVENTER MRS | CORDOBA/GRANADA



Scan for more information on
FOREST DRESDEN MOTORIZED

1 1/8" Dresden Motorized System in 22 Polished Chrome



DRESDEN 1 1/8" MOTORIZED

- 1 1/8" motorized system best suited for light to medium weight draperies.
- Rail can be bent or curved. An actual size template is required. Polished chrome cannot be bent or curved.
- Wall or ceiling mount. See bracket count below.

0-5' = 2 brackets	11-15' = 4 brackets
6-10' = 3 brackets	16-20' = 5 brackets
- Motorize with any Forest Shuttle. Shuttle motor specs can be found at front of this section. All Forest Shuttle motors include a 10 year warranty.
- Control drapes with a gentle tug, wall swith, remote, any home automation system or by smart phone app.

AVAILABLE FINISHES XX = finish color



22
Polished
Chrome

26
Brushed
Gold

29
Satin
Nickel

59
Black

ASSEMBLED SYSTEM

Includes rail, motor, power supply, motor pulley, return pulley, single wall brackets, carriers, masters, and Diamond remote or wall switch.

OPTIONAL FINIALS

Finials are optional and should be ordered separately.




B124028-XX
End Cap Finial



B690-XX
Pescara Finial



B3362-XX
Alassio Finial



B124128-XX
Alea Finial



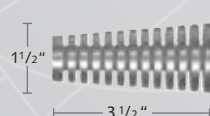
B650-XX
Verona Finial




B610-XX
Napoli Finial




B660-22, 24, 29, 70
Roma Finial



B3521-28-XX
Ischia Finial



B315-28-XX
Largo Finial



B3389-100
Ardea Finial
B3389/1-XX
Socket for Ardea Finia

MOTORIZATION

SHUTTLE MOTORS | FMS | RMS | DSXL LED | RBS | BCS | **DRESDEN** | DEVENTER MRS | CORDOBA/GRANADA

1 1/8" DRESDEN	COMPONENT	1 1/8" DRESDEN	COMPONENT
●	 <p>B809-28-XX 1 1/8" Aluminum Rail 19' 7"</p>	●	<p>Two Piece Connected Snap Carrier w/ Square Base, in plastic sleeve. Use 1 1/4" snap tape</p> <p>2114-25, 59 black 60% fullness, 2 5/8" OC 2111-25, 65 brown, 90 silver 80% fullness, 2 3/8" OC 2112-25, 59 black 100% fullness, 2 1/8" OC 2115-25, 59 black 120% fullness, 1 7/8" OC</p>
●	 <p>B899-4-00 Rail Connector</p>	●	 <p>52008-25 Slim Line Klick Carrier Allows drapery to hang and conceal track</p>
●	 <p>B11679-L-XX B11679-R-XX Left/Right Motor Pulley</p>	●	 <p>52009-25 Ball Bearing Carrier</p>
●	 <p>B11683-L-XX B11683-R-XX Left/Right Return Pulley</p>	●	 <p>52508-25 Overlap R 52509-25 Underlap L Belt Master Carrier</p>
●	 <p>B11682-XX Recess Bracket with Return Pulley</p>	●	 <p>52508-25A Overlap R 52509-25A Underlap L Belt Master Carrier with snaps</p>
●	 <p>B11670-120-XX Single Bracket</p>	●	 <p>52410-25 Butt Right 52409-25 Butt Left 59 black Butt Master Carrier with snaps</p>
●	 <p>B11672-220-XX Double Bracket</p>	●	 <p>2552-25 6" Extension Arm for master Use w/ two one-way draw</p>
●	 <p>B11873-50-XX Ceiling Bracket</p>		
●	 <p>B11873-15-XX Ceiling Bracket 5/8" Extension</p>		
●	 <p>53408-22, 24, 29, 59 Flush Ceiling Bracket Cannot use finials with this bracket</p>		

MOTORIZATION 1 1/8" DRESDEN

MOTORIZATION

SHUTTLE MOTORS | FMS | RMS | DSXL LED | RBS | BCS | **DRESDEN** | DEVENTER MRS | CORDOBA/GRANADA

MOTORIZATION 1 9/16" DRESDEN



Scan for more information on
FOREST DRESDEN MOTORIZED

1 9/16" Dresden Motorized System in 59 Black



DRESDEN 1 9/16" MOTORIZED


- 1 9/16" motorized system best suited for light to medium weight draperies.
- Wall or ceiling mount. See bracket count below.
 - 0-5' = 2 brackets
 - 6-10' = 3 brackets
 - 11-15' = 4 brackets
 - 16-20' = 5 brackets

- Motorize with any Forest Shuttle. Shuttle motor specs can be found at front of brochure. All Forest Shuttle motors include a 10 year warranty.
- Control drapes with a gentle tug, wall switch, remote, any home automation system or by smart phone app.

AVAILABLE FINISHES XX = finish color



29
Satin
Nickel






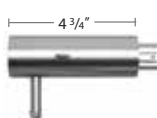

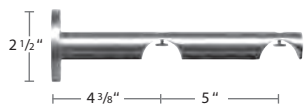
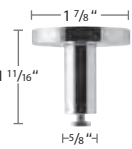
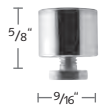
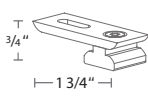
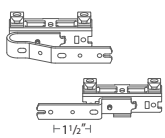
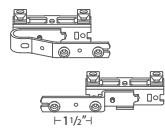


59
Black

ASSEMBLED SYSTEM

Includes rail, motor, power supply, motor pulley, return pulley, single wall brackets, carriers, masters, and Diamond remote or wall switch. Double sets are available.

MOTORIZATION

SHUTTLE MOTORS | FMS | RMS | DSXL LED | RBS | BCS | **DRESDEN** | DEVENTER MRS | CORDOBA/GRANADA

1 9/16" DRESDEN	COMPONENT	1 9/16" DRESDEN	COMPONENT
 <p>1 9/16"</p>	<p>B809-40-XX 1 9/16" Aluminum Rail 19' 7"</p>	 <p>4 1/4"</p>	<p>Two Piece Connected Snap Carrier w/ Square Base, in plastic sleeve. Use 1 1/4" snap tape</p>
 <p>4 3/4"</p>	<p>B11679-L-40-XX B11679-R-40-XX Left/Right Motor Pulley</p>	 <p>4 3/4"</p>	<p>2114-25, 59 black 60% fullness, 2 5/8" OC 2111-25, 65 brown, 90 silver 80% fullness, 2 3/8" OC 2112-25, 59 black 100% fullness, 2 1/8" OC 2115-25, 59 black 120% fullness, 1 7/8" OC</p>
 <p>2 1/4"</p> <p>4"</p>	<p>B40970-XX Single Bracket</p>	 <p>2 1/2"</p> <p>4 3/8" 5"</p>	<p>52008-25 Slim Line Klick Carrier Allows drapery to hang and conceal track</p>
 <p>1 7/8"</p> <p>1 11/16"</p> <p>1-5/8"</p>	<p>B11873-50-XX Ceiling Bracket</p>	 <p>5/8"</p> <p>1-9/16"</p>	<p>52009-25 Ball Bearing Carrier</p>
 <p>3/4"</p> <p>1-13/4"</p>	<p>53408-22, 24, 29, 59 Flush Ceiling Bracket Cannot use finials with this bracket</p>	 <p>1-1/2"</p>	<p>52508-25 Overlap R 52509-25 Underlap L Belt Master Carrier</p>
		 <p>1-1/2"</p>	<p>52508-25A Overlap R 52509-25A Underlap L Belt Master Carrier with snaps</p>
			<p>52410-25 Butt Right 52409-25 Butt Left 59 black Butt Master Carrier with snaps</p>
			<p>2552-25 6" Extension Arm for master Use w/ two one-way draw</p>

MOTORIZATION 1 9/16" DRESDEN

DRESDEN 1 1/8" & 1 9/16" MOTORIZED


WEAR RESISTANT PULLEY HOUSING

For low wear operation the pulley housing has been equipped with high quality ball bearings.



REINFORCED BELT





The Kevlar reinforced belt runs quietly and has superior longevity.









FOREST SHUTTLE MOTORS

- Touch Impulse Technology opens or closes drapes with a gentle tug.
- Integrated emergency control insures manual operation of the drapery in case of power failure.
 - Choose the Forest Shuttle Eco for lightweight fabrics.
 - Choose the Forest Shuttle HD for strength and an economical price.
- All Forest Shuttle drapery motors come with a 10-year warranty.



DRESDEN	COMPONENT
• 	52925-25 Shuttle HD (M) white 52925-59 Shuttle HD (M) black 52923-25 Shuttle L 52939-25 Shuttle Eco (S) 52926-25 Shuttle iOn See motor specs at front of brochure
• 	52928-25 7' 6" power cord 52934-25 16' power cord Includes 24 v Power Supply
• 	9012-25 Transport Belt Kevlar reinforced
• 	52512-25 white 59 black Transport Belt Connector

DRESDEN	COMPONENT
• 	52931-25D white 59D black Diamond Sense Remote RF, 15 channel w/ holder, Range 98'
• 	52933-25 white 59 black Diamond Sense Wall Switch 15 channel
• 	52947-25 Wireless Connector One-way transmitter to control drapery by third party app or by home automation. Use with Forest Shuttle & tubular motors.
•  	52948-25 59 black Wi-Fi Dongle Bi-directional communication using Forest Connect app. Use with Forest Shuttle motors.



**COMPLETELY CLOSED DRAPERIES
USING OVERLAP MASTERS**

The overlap master carrier guarantees a complete 3" overlap of the draperies. Extended arms available.



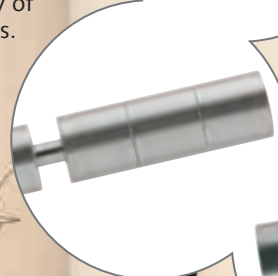


RETURN PULLEY

The return pulley is made of a special plastic and uses a bearing which allows ultra-smooth operation.





**SELECT YOUR
INDIVIDUAL
FINIAL**

Our decorative finials offer a variety of design options. See page 30 for finial options for 1 1/8" only.



**HIGH-GRADE
ALUMINUM:**

1 1/8" rails are available in the finishes below. 1 9/16" rails are available in -29 Satin Nickel and -59 Black only.

- Polished Chrome - 22 
- Brushed Gold - 26 
- Satin Nickel - 29 
- Black - 59 

MOTORIZATION

SHUTTLE MOTORS | FMS | RMS | DSXL LED | RBS | BCS | DRESDEN | **DEVENTER MRS** | CORDOBA/GRANADA

MOTORIZATION DEVENTER MRS



Scan for more information on
FOREST DEVENTER MRS MOTORIZED



81 Antique Bronze Deventer MRS Rail with finished end pulley.

AVAILABLE FINISHES XX = finish color



29
Satin
Nickel



81
Antique
Bronze



89
Graphite

DEVENTER MRS® MOTORIZED

- 1 1/8" motorized system best suited for light to medium weight draperies.
- Wall or ceiling mount. See bracket count below.
 - 0-5' = 2 brackets
 - 6-10' = 3 brackets
 - 11-15' = 4 brackets
 - 16-20' = 5 brackets
- Motorize with any Forest Shuttle. Shuttle motor specs can be found at front of brochure. All Forest Shuttle motors include a 10 year warranty.
- Control drapes with a gentle tug, wall switch, remote, any home automation system or by smart phone app.


ASSEMBLED SYSTEM

Includes rail, motor, power supply, motor pulley, return pulley, wall or ceiling brackets, carriers, masters, and Diamond remote or wall switch.

Double sets are available.

OPTIONAL FINIALS


Finials are optional and should be ordered separately.



52430-XX
Deventer End Cap Finial




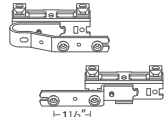





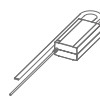



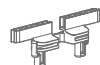


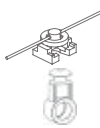




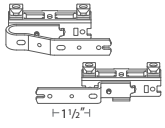
52431-XX
Deventer Ball Finial



52432-XX
Deventer Notched Finial

MOTORIZATION

SHUTTLE MOTORS | FMS | RMS | DSXL LED | RBS | BCS | DRESDEN | **DEVENTER MRS** | CORDOBA/GRANADA

DEV MOT	COMPONENT	DEV MOT	COMPONENT
	51919-XX 1 1/8" Aluminum Rail 19' 7"		52508-25A Overlap R 52509-25A Underlap L 59 black, 65 brown, 90 silver Belt Master Carrier with snaps
	53413-90 Rail Connector aluminum, 3"		52410-25 Butt Right 52409-25 Butt Left 59 black, 65 brown, 90 silver Butt Master with snaps
	51901-XX Left Motor Pulley 51902-XX Right Motor Pulley		52925-25 Shuttle HD (M) white 52925-59 Shuttle HD (M) black 52923-25 Shuttle L 52939-25 Shuttle Eco (S) 52926-25 Shuttle iOn See motor specs at the front of brochure
	51903-XX Left Return Pulley 51904-XX Right Return Pulley		52928-25 7' 6" power cord 52934-25 16' power cord Includes 24 v Power Supply
	53402-XX Extended Single Bracket		9012-25 Transport Belt Kevlar reinforced
	53412-XX Inside Mount Bracket		52512-25 white 59 black Transport Belt Connector
	53408-XX 25 white, 29 satin nickel, 59 black, 81 bronze Flush Ceiling Bracket Cannot use finials		52931-25D white 59D black Diamond Sense Remote RF, 15 channel w/ holder, Range 98'
	Two Piece Connected Snap Carrier w/ Square Base, in plastic sleeve. Use 1 1/4" snap tape 2114-25 , 59 black 60% fullness, 2 5/8" OC 2111-25 , 65 brown, 90 silver 80% fullness, 2 3/8" OC 2112-25 , 59 black 100% fullness, 2 1/8" OC 2115-25 , 59 black 120% fullness, 1 7/8" OC		52933-25 white 59D black Diamond Sense Wall Switch 15 channel
	52008-25 59 black, 65 brown Slim Line Klick Carrier Allows drapery to hang and conceal track		52947-25 Wireless Connector One-way transmitter to control drapery by third party app or by home automation. Use with Forest Shuttle & tubular motors.
	52009-25 Ball Bearing Carrier		52948-25 59 black Wi-Fi Dongle Bi-directional communication using Forest Connect app. Use with Forest Shuttle motors.
	52508-25 Overlap R 52509-25 Underlap L 59 black, 65 brown, 90 silver Belt Master Carrier		

MOTORIZATION DEVENTER MRS

MOTORIZATION


SHUTTLE MOTORS | FMS | RMS | DSXL LED | RBS | BCS | DRESDEN | DEVENTER MRS | **CORDOBA & GRANADA WOOD**

MOTORIZATION WOOD



Scan for more information on
FOREST MOTORIZED WOOD

2" CORDOBA & 2 3/4" GRANADA MOTORIZED



2" Cordoba reeded fascia in 72 Walnut
with Odesia finial.

- Forest FMS Track with wood pole fascia in 2" or 2 3/4" diameters.
- Motorize with any Forest Shuttle. Shuttle motor specs can be found on the following pages. All Forest Shuttle motors include a 10 year warranty.
- Control drapes with a gentle tug, wall switch, remote, any home automation system or by smart phone app.

ASSEMBLED SYSTEM

Includes assembled track, wood fascia, motor, power supply, single wall brackets, and Diamond remote or wall switch.

AVAILABLE FINISHES XX = finish color




00
Unfinished



25
White




37
Sand Gold
Antiqued
smooth
poles only




45
Leather
Antiqued
smooth
poles only



58
Stone
smooth
poles only



59
Black



70
Hazel



71
Honey



72
Walnut

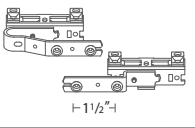



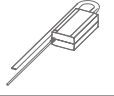

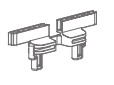
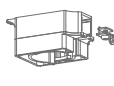
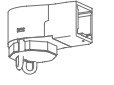

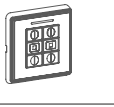
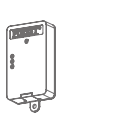



73
Natural

MOTORIZATION

SHUTTLE MOTORS | FMS | RMS | DSXL LED | RBS | BCS | DRESDEN | DEVENTER MRS | **CORDOBA & GRANADA WOOD**

WOOD	COMPONENT
	51323-25 white 59 black FMS Track 23' x 10 tracks per bundle bundle = 230'
	1051RSW-XX 2" Cordoba Smooth, 14' 1072RSW-00 2 3/4" Granada Smooth, 13'
	1051RRW-XX 2" Cordoba Reeded, 14' 1072RSW-00 2 3/4" Granada Reeded, 13'
	1151WEN-XX 2" Cordoba End Cap 1172WEN-XX 2 3/4" Granada End Cap See all finials pages 60 & 62
	3906-25 59 black Track Connector & key 3904-00
	3280-25 59 black 3" Single Wall Bracket heavy duty projection 2 1/2"
	3281-25 59 black 6" Double Wall Bracket heavy duty projection 1 1/2", 5 1/2"
	32801-25 59 black Wall Bracket Cover Use with 3280 & 3281
	2114-25 60% fullness 2 5/8" OC 2111-25 80% fullness 2 3/8" OC 2112-25 100% fullness 2 1/8" OC 2115-25 120% fullness 1 7/8" OC 59 black (all but 80%), 65 brown, 90 silver (80% only) Two-Piece Connected Snap Carrier w/ Square Base, use 4 1/4" snap tape.
	52008-25 59 black Slim Line Klick Carrier Draperies hang to conceal track
	52009-25 Ball Bearing Carrier for motorization
	52508-25 Overlap Right 52509-25 Underlap Left 59 black Belt Master Carrier

WOOD	COMPONENT
	52508-25A Overlap Right 52509-25A Underlap Left 59A black Belt Master Carrier with snaps
	52410-25 Butt Right 52409-25 Butt Left 59 black Butt Master Carrier with snaps
	2552-25 6" Extension Arm for master Use w/ two one-way draw
	52925-25 Shuttle HD (M) white 52925-59 Shuttle HD (M) black 52923-25 Shuttle L 52939-25 Shuttle Eco (S) 52926-25 Shuttle iOn See motor specs on the following pages
	52928-25 7' 6" power cord 52934-25 16' power cord Includes 24 v Power Supply
	9012-25 Transport Belt Kevlar reinforced
	52512-25 white 59 black Transport Belt Connector
	52903-25 59 black Motor Pulley Connects motor to track
	52910-25 59 black Return Pulley
	52931-25D white 59D black Diamond Sense Remote RF, 15 channel w/ holder, Range 98'
	52933-25 white 59 black Diamond Sense Wall Switch 15 channel
	52947-25 Wireless Connector One-way transmitter to control drapery by third party app or home automation. Works with all Forest Shuttle & tubular motors.
	52948-25 59 black Wi-Fi Dongle Bi-directional communication using Forest Connect app. Use with Forest Shuttle motors.

APPENDIX

TERMS & CONDITIONS | ORDERING INFORMATION | RETURNS, WARRANTY & CARE | **CARRIER COUNTS** | PRODUCT SUPPORT

RIPPLEFOLD CARRIER COUNTS

For Overlap Masters

No. of Full Spaces Required	Fabric Width Hemmed	Panel Coverage 120% Fullness	Panel Coverage 100% Fullness	Panel Coverage 80% Fullness	Panel Coverage 60% Fullness	* No. of Carriers
7	35 1/2	11-14	12-16	14-17	14-19	8
9	44	15-18	17-20	18-22	20-24	10
11	52 1/2	19-21	21-24	23-27	25-30	12
13	61	22-25	25-28	28-32	31-35	14
15	69 1/2	26-29	29-32	33-36	36-40	16
17	78	30-33	33-37	37-41	41-45	18
19	86 1/2	34-36	38-41	42-46	46-51	20
21	95	37-40	42-45	47-51	52-56	22
23	103 1/2	41-44	46-50	52-55	57-61	24
25	112	45-48	51-54	56-60	62-66	26
27	120 1/2	49-51	55-58	61-65	67-72	28
29	129	52-55	59-62	66-70	73-77	30
31	137 1/2	56-59	63-66	71-74	78-82	32
33	146	60-63	67-71	75-79	83-87	34
35	154 1/2	64-66	72-75	80-84	88-93	36
37	163	67-70	76-79	85-89	94-98	38
39	171 1/2	71-74	80-84	90-93	99-103	40
41	180	75-78	85-88	94-98	104-108	42
43	188 1/2	79-81	89-92	99-103	109-114	44
45	197	82-85	93-96	104-108	115-119	46
47	205 1/2	86-89	97-101	109-112	120-124	48
49	214	90-93	102-105	113-117	125-129	50
51	222 1/2	94-96	106-109	118-122	130-135	52
53	231	97-100	110-113	123-127	136-140	54
55	239 1/2	101-104	114-118	128-131	141-145	56

No. of Full Spaces Required	Fabric Width Hemmed	Panel Coverage 120% Fullness	Panel Coverage 100% Fullness	Panel Coverage 80% Fullness	Panel Coverage 60% Fullness	* No. of Carriers
57	248	105-108	119-122	132-136	146-150	58
59	256 1/2	109-111	123-126	137-141	151-156	60
61	265	112-115	127-130	142-146	157-161	62
63	273 1/2	116-119	131-136	147-150	162-166	64
65	282	120-123	137-139	151-155	167-171	66
67	290 1/2	124-126	140-143	156-160	172-176	68
69	299	127-130	144-147	161-165	177-182	70
71	307 1/2	131-134	148-152	166-169	183-187	72
73	316	135-138	153-156	170-174	188-192	74
75	324 1/2	139-141	157-160	175-179		76
77	333	142-145	161-164	180-184		78
79	341 1/2	146-149	165-168	185-188		80
81	350	150-153	169-173	189-193		82
83	358 1/2	154-156	174-177			84
85	367	157-160	178-181			86
87	375 1/2	161-164	182-186			88
89	384	165-168	187-190			90
91	392 1/2	169-171				92
93	401	172-175				94
95	409 1/2	176-179				96
97	418	180-183				98
99	426 1/2	184-186				100
101	435	187-190				102

* Includes one carrier (button position only) for attachment to master.

APPENDIX

TERMS & CONDITIONS | ORDERING INFORMATION | RETURNS, WARRANTY & CARE | **CARRIER COUNTS** | PRODUCT SUPPORT

RIPPLEFOLD CARRIER COUNTS

For Butt Masters

No. of Full Spaces Required	Fabric Width Hemmed	Panel Coverage 120% Fullness	Panel Coverage 100% Fullness	Panel Coverage 80% Fullness	Panel Coverage 60% Fullness	* No. of Carriers
7	34	13-13	13-14	13-16	16-18	8
9	42 1/2	14-16	15-19	17-21	19-23	10
11	51	17-20	20-23	22-26	24-28	12
13	59 1/2	21-24	24-27	27-30	29-34	14
15	68	25-28	28-31	31-35	35-39	16
17	76 1/2	29-31	32-36	36-40	40-44	18
19	85	32-35	37-40	41-45	45-49	20
21	93 1/2	36-39	41-44	46-49	50-55	22
23	102	40-43	45-48	50-54	56-60	24
25	110 1/2	44-46	49-53	55-59	61-65	26
27	119	47-50	54-57	60-64	66-70	28
29	127 1/2	51-54	58-61	65-68	71-76	30
31	136	55-58	62-65	69-73	77-81	32
33	144 1/2	59-61	66-70	74-78	82-86	34
35	153	62-65	71-74	79-83	87-91	36
37	161 1/2	66-69	75-78	84-87	92-97	38
39	170	70-73	79-82	88-92	98-102	40
41	178 1/2	74-76	83-87	93-97	103-107	42
43	187	77-80	88-91	98-102	108-112	44
45	195	81-84	92-95	103-106	113-118	46
47	204	85-88	96-99	107-111	119-123	48
49	212 1/2	89-91	100-104	112-116	124-128	50
51	221	92-95	105-108	117-121	129-133	52
53	229 1/2	96-99	109-112	122-125	134-139	54
55	238	100-103	113-116	126-130	140-144	56

No. of Full Spaces Required	Fabric Width Hemmed	Panel Coverage 120% Fullness	Panel Coverage 100% Fullness	Panel Coverage 80% Fullness	Panel Coverage 60% Fullness	* No. of Carriers
57	246 1/2	104-106	117-121	131-135	145-149	58
59	255	107-110	122-125	136-140	150-154	60
61	263 1/2	111-114	126-129	141-144	155-160	62
63	272	115-118	130-133	145-149	161-165	64
65	280 1/2	119-121	134-138	150-154	166-170	66
67	289	122-125	139-142	155-159	171-175	68
69	297 1/2	126-129	143-146	160-163	176-181	70
71	306	130-133	147-150	164-168	182-186	72
73	314 1/2	134-136	151-155	169-173	187-191	74
75	323	137-140	156-159	174-178	192-196	76
77	331 1/2	141-144	160-163	179-182		78
79	340	145-148	164-167	183-187		80
81	348 1/2	149-151	168-172	188-192		82
83	357	152-155	173-176	193-197		84
85	365 1/2	156-159	177-180			86
87	374	160-163	181-184			88
89	382 1/2	164-166	185-189			90
91	391	167-170	190-193			92
93	399 1/2	171-174				94
95	408	175-178				96
97	416 1/2	179-181				98
99	425	182-185				100
101	433 1/2	186-189				102
103	442	190-193				104

* Includes one carrier (button position only) for attachment to master.