


ONA™

62nd
Anniversary

ONA DRAPERY HARDWARE



M A S T E R C A T A L O G # 6 2



ONA DRAPERY HARDWARE

Polished / Plated Finishes



Turned Finials



ONA Eco-Finials



ArtGlass Finials



ONARAIL™



ONAVERSE™




ONAGLIDE™



French Rods



Acrylic Rods



Ona Drapery Hardware is your source for custom made drapery hardware. We manufacture every rod set to order using only premium heavy gauge steel, wrought iron, crystal and more.

Something for everyone. From traditional to contemporary, we offer many choices of styles and finishes to meet your every need.

Form and function. Our patented ONAVERSE™ cord traverse system is available in our 1-5/8" iron rods. Featuring a concealed mechanism, this unique decorative traverse rod is quiet and easy to operate.

We pride ourselves on quality workmanship, timely delivery and customer satisfaction. Select Ona Drapery Hardware and order with confidence.



ONA

ONA DRAPERY HARDWARE

Master Catalog #62

TABLE OF CONTENTS:

STANDARD FINISHES	2
PREMIUM FINISHES	5
SUPER PREMIUM – POLISHED PLATED FINISHES	6
IRON RODS	8
SPLICES, BAY & CURVED RODS.....	9
FRENCH RODS, ½" & ¾" DIAMETER	10
FRENCH RODS, 1" & 1-5/8" DIAMETER.....	11
RINGS	13
BATONS, WINDOW CRANES & SCROLL ROD WITH PEGS.....	14
ONAVERSE™ IRON TRAVERSE ROD	15
GROMMAVERSE™ IRON TRAVERSE ROD	16
ONAGLIDE™	17
ONARAIL™	20
ONA ACRYLIC RODS AND FINIALS	21
FINIALS	23
IRON FINIALS FOR ½" RODS	24
IRON FINIALS FOR ¾" & 1" RODS	28
IRON FINIALS FOR 1-5/8" RODS	36
CRYSTAL FINIALS	42
ONA ARTISAN ARTGLASS FINIALS	45
ONA ARTISAN SELECT ARTGLASS FINIALS	49
ONA COSMOPOLITAN ARTGLASS FINIALS.....	50
ONA COUTURE ARTGLASS FINIALS.....	53
ONALUX™ FINIALS.....	54
ONA ECO-FINIALS.....	57
BRACKETS.....	59
HOLDBACKS & SWAG HOLDERS	74
HOOKS & PEGS.....	75
ROSETTES	76
NOVELTY ROSETTES	81
CENTERPIECES.....	82
SAMPLES	83



STANDARD FINISHES

All prices include a Standard finish of your choice. All our Standard finishes are hand done in house by our skilled artisans. Premium and Super Premium finishes are available for a surcharge.



Aged Iron



Antique



Antique Brass




Ash



Beijing



Black



Brite Silver



Brushed Nickel



Burgundy



Burnished Bronze



Chalet



Champagne

STANDARD FINISHES

All prices include a Standard finish of your choice. All our Standard finishes are hand done in house by our skilled artisans. Premium and Super Premium finishes are available for a surcharge.



Espresso



French Blue



Gilded Silver



Gilt



Gold



Gold Blush



Gold Dust



Havannah



Heirloom



Henna



Leather



Mica

STANDARD FINISHES

All prices include a Standard finish of your choice. All our Standard finishes are hand done in house by our skilled artisans. Premium and Super Premium finishes are available for a surcharge.



Mineral



Moss



Natural Iron



Pearl



Pewter



Platinum



Sepia



Swiss Gold



Versailles



Vintage Walnut



White



Winter

PREMIUM FINISHES

Our Premium finishes are beautiful and durable. Powder coated finishes are marked **PC**. Finishes marked **OD** are suitable for installation outdoors and are *weather resistant. Surcharges apply. Additional lead time may be required.

**We do not warrant any finishes or hardware to exposure due to climatic conditions over which it has no control. Minimal maintenance may be required for hardware installed outdoors, including occasional touch up or waxing over time.*

					
Antique Copper PC/OD	Brite Gold PC/OD New!	Cognac PC/OD	Copper Penny PC/OD	Cream PC	Dark Brass PC/OD
					
Dark Bronze PC/OD	Frost PC/OD	Gloss Black PC/OD	Gloss White PC/OD	Gun Metal PC	Hammered Silver PC
					
Hammered Steel PC/OD	Mink PC/OD	Natural Iron PC/OD	Navy PC/OD	Palladium PC/OD	Rich Gold PC/OD New!
					
Sable PC/OD	Satin Black PC/OD	Shiraz PC/OD	Silver PC/OD	Stainless PC/OD	Umber PC/OD
				<p>Endless possibilities... In addition, we offer standard RAL colors and specialty colors by Prismatic and Polychem. Call or visit our website for samples and more information.</p> 	
Warm Bronze PC/OD	White PC/OD	White Gold PC New!	24K (Hand Painted)		

SUPER PREMIUM – POLISHED PLATED FINISHES

Stunning hand polished and plated finishes are available. Choose Polished Chrome for a spectacular bright finish or Polished Nickel for a slightly warmer hue. Our Polished Copper and Polished Brass are un-lacquered "Living Finishes" that will naturally darken and develop a lustrous patina over time. An optional clear coat may be specified to maintain a bright look if preferred. We suggest selecting smooth finials for the most even appearance. **Textured finials will show contrast once plated as only high points can be polished bright.** Some finials and hardware may not be suitable for plating. Surcharges apply. Additional lead time required.

Polished Nickel



Matching screws included.



Ball Finial



Ball Clear Cosmopolitan ArtGlass Finial

Polished Chrome



Standard Bracket
Matching screws included.



Fila Rosette on wrap
around holdback



French Return with Deco Base



Cyrus Finial on Onaverse Rod

Polished Copper – un-lacquered "living finish"



Block Bracket
Matching screws included.



Ball Finial



Cora Finial

Polished Brass – un-lacquered "living finish"



Block Bracket
Matching screws included.



Rondelle Finial



Circllet Finial on Acrylic rod

NEW! Polished Black Nickel



Standard Bracket
Matching screws included.



Smooth Cap Finial




Cosmopolitan ArtGlass Ball
Color: Echo Black with Turned Base.

SUPER PREMIUM – MATTE PLATED FINISHES

Matte plated finishes are available. Hand brushing after plating provides a softened and modern effect. Our Matte Copper and Matte Brass are un-lacquered "Living Finishes" that will naturally darken and develop a lustrous patina over time. An optional clear coat may be specified to maintain a bright look if preferred. We suggest selecting smooth finials for the most even appearance. **Textured finials will show contrast once plated as only high points can be polished bright.** Some finials and hardware may not be suitable for plating. Surcharges apply. Additional lead time required.


Matte Nickel




Matte Chrome



Matte Copper – un-lacquered "living finish"



Matte Brass – un-lacquered "living finish"



NEW! Matte Black Nickel



NEW! Oil Rubbed Bronze



IRON RODS

All iron rods are cut exactly to the length you specify. The following rod styles and sizes are available. Rod sections are shown in actual size. **Standard finishes are included in pricing. Premium and Super Premium finishes available. Surcharges apply.** We can ship rods up to 118" in one piece with standard shipping service. For rods longer than 118" we recommend splicing. If you require a one piece rod longer than 118" please call for a freight quote.

½" Round (bracket required every 60") Finish: Gilt



½" Twist (bracket required every 60") Finish: Heirloom



½" Square (bracket required every 60") Finish: Havannah



½" Square Hammered (bracket every 60") Finish: Natural Iron



¾" Round (bracket required every 72") Finish: Sepia



¾" Round Hammered (bracket every 72") Finish: Aged Iron



1" Round (bracket required every 108")
Finish: Versailles




¾" Twist (bracket every 72") Finish: Burnished Bronze
(Use 1½" ID rings or larger. 1" ID rings will not work.)




1" Square (bracket required every 108")
Finish: Brushed Nickel



1" Square Hammered (bracket required every 108")
(2" ID rings are recommended.) Finish: Natural Iron



***1-5/8" Round** (bracket required every 120") *Available with **ONAVERSE™** cord traverse system. Finish: Black



Specialty rods – Bamboo effect (120" max length, must be cut between knuckles. Finished length subject to vary).

**Rods are not shown to scale. Diameter is measured between knuckles. Super Premium finishes not available.*

***5/8" Bamboo** (bracket required every 60")
Finish: Gold



***1" Bamboo** (bracket required every 72")
Finish: Antique Brass



SPLICES, BAY & CURVED RODS

Splice

We can ship rods up to 118" in one piece with standard shipping service. For rods longer than 118" we recommend splicing. If you require a one-piece rod longer than 118" please call for a freight quote.

Easy to order,

- Specify overall rod length and indicate location of splice if other than center. A bracket must be used at each splice point for support.



Miter Cut with Adjustable Joint

The best solution for 1" or 1-5/8" bay and corner rods. Adjustable joint is available with 1" and 1-5/8" rods only. Rod ends will be miter cut to the angle you specify. Adjustable joint is hinged to allow adjustment to match mitered angles and slides inside the rod. Set screws on backside of rod tighten to join rod together.

Easy to order,

- Specify wall angles and backwall measurements (not including finials). We will make the necessary deductions. Adjustable brackets are recommended. Four brackets are usually sufficient for most three-sided bay windows.



Adjustable Joint




Miter Cut & Weld

Recommended for 1/2" or 3/4" rods. Specify wall angles and backwall measurements (not including finials). Adjustable brackets recommended. Freight shipment may be required.




Miter Cut Only

Recommended when butting 1/2" or 3/4" rods together. Please specify wall angles and backwall measurements (not including finials). Adjustable brackets recommended.



Curved Corner Joint*

For 1" & 1-5/8" rods only. Measures 5" x 5". Splice rods into curved corner joint to create a soft 90° curve. Non load bearing*.



Continuously Curved Rods

We offer custom curving for bay, bow and arched windows for all of our iron rods. Rings or tabs can be welded to rods if necessary. Templates are required for bow and arched rods. Please indicate on template where rod ends (not including finials). Adjustable brackets are recommended. Freight shipment may be required.

Double reverse curved rod set



Continuously curved Bay ONAVERSE™ 1-5/8" iron traverse rod



Arched rod with welded rings



Continuously curved ONAVERSE™ 1-5/8" iron traverse rod



FRENCH RODS, 1/2" & 3/4" DIAMETER







One of the most popular drapery hardware styles right now are French Rods that return to the wall. We offer many options to configure these rods to your application.



French Rods for 1/2" and 3/4" diameter rods are solid. We Heat & Bend the returns to the rod in one piece. The return ends are drilled to slip onto pinned bases. Provide Face Width measurement when ordering. Specify base style. Standard projection is 3 1/2" to rod center. Please specify if you require a custom projection. Minimum projection for 1/2" rods is 1 1/2". Minimum projection for 3/4" rods is 2". **Center supports are recommended for 1/2" rods over 60" or 3/4" rods over 72". Swivel base brackets are recommended as center supports and can be ordered with coordinating bases. Café brackets are suggested as center supports for 1/2" rods using Café bases under 3 1/2" projection.**

Easy to order,

1. Specify: **Face Width, Rod Style, Pinned Base Style and Finish.**
2. Standard projection is 3 1/2" measured to the rod center. Please specify if you require a custom projection.
3. Order additional brackets, rings and batons as needed.
4. Pricing: Rod cost = face width + return lengths rounded up to the next full foot + each heat & bend return (returns include pinned bases of your choice).

<p>Assembly Shown Finish: <i>Sepia</i></p> 	<p>Standard Pinned Base Base: 1" x 4" -<i>Our most popular style!</i>- Finish: <i>Sepia</i></p> 	<p>Deco Pinned Base Base: 1 1/2" x 3 1/2" Finish: <i>Sepia</i></p> 
<p>Round Pinned Base Base: 2" round Finish: <i>Sepia</i></p> 	<p>Square Pinned Base Base: 1 1/2" x 3" Finish: <i>Sepia</i></p> 	<p>Café Pinned Base For 1/2" rods only. Base: 1/2" x 2" Finish: <i>Sepia</i></p> 



FRENCH RODS, 1" & 1-5/8" DIAMETER

One of the most popular drapery hardware styles right now are French Rods that return to the wall. We offer many options to configure these rods to your application.



French Rods for 1" and 1-5/8" diameter rods are hollow. Returns are sold separately and splice into the rod ends. Returns without bases require brackets. Returns with welded bases suspend the rod and allow for direct installation. Standard projection is 3½" to rod center. 6" projection available at no extra charge (6½" for 1-5/8" rods). Custom projection available at an extra charge. Provide Face Width measurement when ordering. **Center supports are recommended for rods over 96"**. See coordinating bracket section.

Easy to order,

1. Specify: *Face Width, Rod Style, Return Style and Finish. * Ona will deduct for returns and cut rods as required to equal your specified face width.
2. Standard projection is 3½" measured to the rod center. Please specify if you require a custom projection.
3. Order additional brackets, rings and batons as needed.
4. Pricing: Rod cost = Face width minus 10" for returns (5" per side) rounded up to the next full foot + each return.

Return with Standard Base



Finish Shown: *Black*

Returns Splice into rod ends.



1" ROUND RETURNS FOR FRENCH RODS

Specify 3½" or 6" projection to rod center. Custom projection available at an extra charge.

Return with Standard Base -Our most popular style!



Specify 3½" or 6" projection. Base: 1" W x 4" L. Finish shown: Black

Return - No Base



Specify 3½" or 6" projection. Additional brackets required. Finish shown: Polished Nickel

Return with Deco Base



Specify 3½" or 6" projection. Base: 1½" W x 3½" L. Finish Shown: Brushed Nickel

Return with Square Base



Specify 3½" or 6" projection. Base: 1½" W x 3" L. Finish shown: Sepia

Return with Horizontal Base*



Specify 3½" or 6" projection. Base: 4" W x 1" L. *Do not use with heavy treatments. Finish Shown: Versailles.

Return with Round Base*



Specify 3½" or 6" projection. Base: 2" Diameter. * Round Swivel brackets are recommended as center supports. Finish shown: Pearl

Double Return with Standard Base



Projection: 3" & 6". Base: 1" W x 4" L. Finish shown: Versailles

Assembly shown.



Double Drop In Bracket



For use with double returns. Projection: 3" & 6".

1" SQUARE RETURNS FOR FRENCH RODS

Specify 3½" or 6" projection to rod center. Custom projection available at an extra charge.

Return with Standard Base



Specify 3½" or 6" projection. Base: 1" W x 4" L. Finish shown: Brushed Nickel

Return - No Base



Specify 3½" or 6" projection. Additional brackets required. Finish Shown: Brushed Nickel

Return with Deco Base



Specify 3½" or 6" projection. Base: 1½" W x 3½" L. Finish shown: Natural Iron

Return with Square Base



Specify 3½" or 6" projection. Base: 1½" W x 3" L. Finish shown: Black

Return with Horizontal Base*



Specify 3½" or 6" projection. Base: 4" W x 1" L. *Do not use with heavy treatments. Finish Shown: Brushed Nickel

Double Return with Standard Base



Projection: 3" & 6". Base: 1" W x 4" L. Finish shown: Brushed Nickel

Assembly shown.



Double Drop In Bracket



For use with double returns. Projection: 3" & 6".

1-5/8" RETURNS FOR FRENCH RODS

Specify 3½" or 6 ½" projection to rod center. Custom projection available at an extra charge.

Return with Base*



Specify 3½" or *6½" projection. Base: 1¾" W x 4½" L. *Heavy Duty Brackets are required for 6½" projection. Finish shown: Gilded Silver

Return - No Base*



Specify 3½" or *6½" projection. Additional brackets required. *Heavy Duty Brackets are required for 6½" projection. Finish shown: Brite Silver

RINGS

Iron Rings are sold individually. All sizes are referenced by inside diameter (ID). Eyelet rings are recommended for most applications. Eyelets measure approximately 3/8" (ID). All rings can be furnished without eyelets upon request (surcharge applies).

1" ring with eyelet

Most popular choice for 1/2" & 3/4" rods.
Will not fit 3/4" twist rods.
1" ID, 1-3/8" OD
Measures 1-3/16" from top of rod to top of eyelet.



1 1/2" ring with eyelet

Most popular choice for 1" rods.
Fits all 1" and smaller rods.
1 1/2" ID, 2" OD.
Measures 1 3/4" from top of rod to top of eyelet.



2" ring with eyelet

Most popular choice for ONAVERSE™ and all 1-5/8" rods.
Fits 1-5/8" and smaller rods.
2" ID, 2 1/2" OD
Measures 2 1/4" from top of rod to top of eyelet.



2 1/2" ring with eyelet

Recommended for frequently operated panels when used with Iron Batons.
2 1/2" ID, 3" OD
Measures 2 3/4" from top of rod to top of eyelet.



"C" rings with eyelet

Available for 1" or 1 1/5/8" rods only.
Recommended for large curved rods or excessive spans. Use 2" i.d with 1" rods. Use 2-1/2" ID with 1-5/8" rods. Bypass brackets are required.



Assembly shown



3" ring with eyelet

Provides a dramatic appearance.
3" ID, 3-5/8" OD.
Measures 3-5/16" from top of rod to top of eyelet.



Clip Rings

Recommended for stationary panels only. Do not use with heavy panels. Not for use with batons.



1" ring with clip

1" ID, 1-3/8" OD. Measures 2" from top of rod to top of clip opening.

2" ring with clip

2" ID, 2 1/2" OD
Measures 3" from top of rod to top of clip opening.

"S" ring

Use to hook on grommeted panels.
Fits all 1" and smaller rods.
1 1/2" ID, 2" OD
Measures 3" from top of rod to inside of hook.



1" Square ring with eyelet

Will not fit 3/4" twist rods.
1" ID, 1-3/8" OD
Measures 1-3/16" from top of rod to top of eyelet.



1" Diamond ring with eyelet

Will not fit 3/4" twist rods.
1" ID, 1-3/8" OD



1 1/2" Square ring with eyelet

Fits all 1" and smaller rods.
1 1/2" ID, 2" OD
Measures 1 3/4" from top of rod to top of eyelet.



1 1/2" Diamond ring with eyelet

Fits all 1" and smaller rods.
1" ID, 1-3/8" OD



2 3/4" Diamond ring with eyelet

Get creative with this oversize ring!
Recommended for stationary panels only.
2 3/4" ID, 3 3/4" OD



*Grommet # 15

Grommet size # 15 is 2" inside diameter. For GROMMAVERSE™ & 1-5/8" rods. *Stock finishes only.



*Grommet # 12

Grommet size # 12 is 1-9/16" inside diameter. For use with rods up to 1" diameter. *Stock finishes only.

*Grom-A-Link™ # 15 assembly

Required for GROMMAVERSE™ rods. Sold per link, includes # 10 bead chain and connectors. (Finish: Matte Nickel – not visible.)



*Grom-A-Link™ # 12 assembly

Recommended for operational panels. Sold per link, includes # 6 bead chain and connectors. (Finish: Matte Nickel – not visible.)

*Grom-A-Link is a trademark of the Rowley Company

Multi-Use Lubricant

Recommended for functioning panels. Apply along the top of rods for easy operation of rods and rings. Long lasting. Reapplication not necessary in most cases (2 ounce).



BATONS, WINDOW CRANES & SCROLL ROD WITH PEGS

Iron Batons. Standard lengths available: 36", 48", 60", 72", 96"

Designed to facilitate opening and closing drapery panels. Made of ½" round iron. Available in standard 36", 48", 60", 72", 96" lengths. Longer or custom lengths available. Hammered end is standard. A finial may be added for an additional charge. Please specify finial style. Designed to clip around the body of the lead ring of the drapery panel (not the eyelet). Not recommended for use with ONAGLIDE™ or ONARAIL™ rods due to weight.

Standard Baton Finish: *Brushed Nickel*



Baton with Finial Finial: *Plumbum* / Finish: *Henna*



Acrylic Batons – Clear. Lengths available: 24", 30", 36", 48", 60", 72"



Fiberglass Batons. Lengths available: 33", 48", 60", 72", 96"

White



Black



Brown



Silver



Gold



Fiberglass Batons with handle – Ivory. Lengths available: 33", 48", 60"



Window Cranes

Available in ½" round up to 36". Will support up to 8 lbs. Also available in ¾" round up to 36". Will support up to 12 lbs. Specify rod length between finial and hinge. Specify finial style. Base: 2" round. Projection to rod center is 1½" (custom projection available for an additional charge).

Window Crane

Finial: *Baby Pineapple* / Finish: *Versailles*



Window Crane with Shangri-La Scroll

(Scroll measures 8½"W x 4½"L) Finial: *Ball* / Finish: *Brushed Nickel*



Window Crane Support

Provides additional support and maintains a level appearance for window cranes. Base: 2" round. Length is 2¾" (custom length available for an additional charge).

Window Crane Support Finish: *Versailles*



Assembly shown

Finial: *Baby Pineapple* / Finish: *Versailles*



Scroll Rod with Pegs

½" round. Specify length tip to tip (up to 60" maximum).

Specify peg spacing (5" is typical).

2 concealed round swivel brackets are included and serve as the first attachment points for treatments. Custom curving available per quote (template required).



Shown with tie top panel



ONAVERSE™ IRON TRAVERSE ROD

Our patented *ONAVERSE™* 1-5/8" diameter iron cord traverse rods move heavy panels with ease. Our exclusive design features an internal mechanism that is not visible from below. Friction reducing glides along the top of the rod ensure smooth and quiet operation. *ONAVERSE™* rods utilize our 2" ID rings with eyelets as standard. 2½" ID C-rings are available for special applications. Pair with any of our standard 1-5/8" components (finials, brackets etc...). Continuous curving is available for bay and bowed window applications. *ONAVERSE™* rods are heavy duty and feature all steel ball bearing pulleys for maximum durability and superior function. Required tension device included. Motorization available.

Finial: Ball / Finish: Versailles



(Bottom View)



Complies with ANSI 2022 Standard for Safety of Window Covering Products.

United States Patent # 8,544,148



Easy to order,

1. Specify overall rod length (not including finials). Brackets should be installed a minimum of 3" in from the rod ends. Please allow extra rod length to accommodate this. Specify finish.
2. Indicate if rod will be two way draw, one way stack left, or one way stack right.
3. Specify the cord location either right or left, and the length of cord drop you require. Note: Baton draw is available on request.
4. Order brackets, finials and rings as required. Master carriers include two rings per carrier.

*Note: Maximum span between brackets is 120". Maximum rod length (one piece) is 240". Maximum recommended panel weight is 6 pounds per foot. We do not recommend splicing. A required tension device is included. Motorization is optional. **Heavy duty brackets** are recommended for panel lengths over 108", spans over 96", projections over 3-1/2", and for double rod sets. **Professional installation into studs or wood backing is recommended.***

Continuously Curved



Continuously Curved Bay



Bypass brackets and C-Rings

Available for special applications. Rings are 2½" ID. Recommended for large curved rods or excessive spans.



Lock Ring

For use with inside mount socket brackets only. Slides into rod end. Order one per end if two way draw. Order one on cord side if one way draw.



Somfy® Motorization

Create a Smart Home Experience.

- WiFi to RTS bridge
- Integration ready
- Allows for voice control



*Somfy® is a registered trademarks of Somfy®

New! ONAVERSE™ DIRECT DRIVE Motorization

Requires Heavy Duty Custom 4¼" Single or 4¾" & 9½" Projection Double Drop in brackets.



GROMMAVERSE™ IRON TRAVERSE ROD

Easily move grommeted panels with our new *GROMMAVERSE™* 1-5/8" diameter iron cord traverse rod. Featuring our patented *ONAVERSE™* cord traverse system. The internal mechanism is not visible from below. Friction reducing glides along the top of the rod ensure smooth and quiet operation. *GROMMAVERSE™* 1-5/8" diameter iron rods are designed to utilize #15 grommets in conjunction with the *GROM-A-LINK™* pleat control system. Block brackets are recommended. Select any of our standard 1-5/8" finials. Continuous curving is available for bay and bowed window applications. *GROMMAVERSE™* rods are heavy duty and feature all steel ball bearing pulleys for maximum durability and superior function. Required tension device included.

Finial: *Cyrus* / Finish: *Polished Chrome*



Complies with ANSI 2022 Standard for Safety of Window Covering Products.



MADE IN THE USA

United States Patent # 8,544,148

Easy to order,


1. Specify overall rod length (not including finials). Brackets should be installed a minimum of 3" in from the rod ends. Please allow extra rod length to accommodate this. Specify finish.
2. Indicate if rod will be two way draw, one way stack left, or one way stack right.
3. Specify the cord location either right or left, and the length of cord drop you require. Note: Baton draw is available on request.
4. Order Block Brackets, and finials as required.
5. 2 X panel fullness and 6" spacing is recommended. An even number of grommets are required (usually 8 grommets per width).

*Note: Maximum span between brackets is 120". Maximum rod length (one piece) is 240". Maximum recommended panel weight is 6 pounds per foot. We do not recommend splicing. A required tension device is included. **Block Brackets** are recommended. **Professional installation into studs or wood backing is recommended.***



Block Brackets

Recommended for *GROMMAVERSE™*.



*Grommet # 15

2" ID Required for *GROMMAVERSE™* rods.

*Stock finishes only.



*Grom-A-Link™ is a trademark of the Rowley Company

Grom-A-Link™ # 15*

Required for *GROMMAVERSE™* rods. Sold per link, includes # 10 bead chain and connectors.

(Finish: Matte Nickel – not visible.)



*Grom-A-Link™ is a trademark of the Rowley Company

ONAGLIDE™

ONAGLIDE™ available in 1" and 1-5/8" diameters features a sturdy H-Rail profile that allows gliders to traverse along the full length of the rod without being obstructed by brackets which attach to the top of the rod. ONAGLIDE™ can be used as standalone rods or as under rods for sheers behind an ONA Iron rod. Available for Pinch Pleated or Ripplefold® panels. Baton draw is recommended for most applications up to 5 lbs / ft. Cord traverse is available for use with lighter panels or sheers up to 3 lbs / ft. Brackets recommended every 3' – 4' for 1" diameter and 4' – 5' for 1-5/8" diameter. Sold as an assembled set not including finials or brackets. Select any of our finials and bracket styles! Available in all Standard and Premium finishes (*Curving and Super Premium finishes N/A*).

Ripplefold® is a trademark of Kirsch.



ONAGLIDE™ 1" diameter examples shown:

Decius finial. Finish: Black



Crystal Radiance finial. Finish: Brushed Nickel



Onion Dome finial. Finish: Burnished Bronze



French Return. Finish: Black



Lemon Drop finial. Finish: Brushed Nickel



Clear ONALUX™ Bell finial. Finish: Brushed Nickel



Double 1" ONAGLIDE™
Round Peg finial. Finish: Burnished Bronze



Double 1" Iron rod front, ONAGLIDE™ back.
Barcelona finial. Finish: Burnished Bronze



Motorization available for 1" ONAGLIDE



ONAGLIDE™ 1-5/8" diameter examples shown:

Imperial Ball finial. Finish: Swiss Gold



Chandra finial. Finish: Gilded Silver



Cyrus finial. Finish: Burnished Bronze



Double 1-5/8" ONAGLIDE™
Kingston finial. Finish: Black



Double 1-5/8" Iron rod front, ONAGLIDE™ back.
Striated Ball finial. Finish: Burnished Bronze




ONAGLIDE™ - Easy to order,

1. Sold as an assembled set. Includes master carriers, pulleys, sliders (1 every 3½" for pinch pleat) / connected carriers for Ripplefold®, end stops, and a required tension device if corded. Finials, Brackets, splices and batons sold separately.
2. Specify if baton or cord draw, pinch pleat or Ripplefold® (120%, 100%, 80%, 60%), Butt or Overlap Masters. Specify: Rod length, one way or two way draw, cord side, cord drop and finish. If baton draw, order batons separately.
3. For best function we recommend against splicing. If rods are to be spliced, let us know the overall rod length, and the splice locations.

ONAGLIDE™

Profile: 1" and 1-5/8" diameters available.



Finials for 1" diameter

Select any of our finials from the ¾"- 1" section. Order by name. Price by price group **A-Z**

Striated Ball finial. Finish: Antique Brass



Finials for 1-5/8" diameter

Select any of our finials from the 1-5/8" section. Order by name. Price by price group **A-Z**

Chandra finial. Finish: Gilded Silver



End Cap A End cap fits over end of rod.



Flat Cap D Flat Cap butts flat to rod end.



Finial welded to Flat cap D + Finial Price



French Return

Slotted design allows gliders to pass around the curve. For double Ripplefold® use 7½" projection.



1" Diameter

3½" projection **L**

6" projection **M**

1-5/8" Diameter

3½" projection **M**

6" projection **N**

ONAGLIDE™ Brackets

(Available for 1" diameter only)

Base: 2-1/2" diameter

3½" projection **J**

4¾" projection motor bracket (2" base) **K**



6" projection **K**



Double 3" & 7½" projection **L**

Double for motors, 4¾" & 8½" projection **M**



Standard Style Bracket B


Projection: 3½"
Base: 1" W x 4" L



Custom **D**
Adjustable **D**
Custom Adjustable **E**
Double 3" & 6" **E**
Double Ripplefold® 3" & 7½" **F**
Center (horizontal base) **D**
Center Custom **E**
Center Adjustable **F**
Center Custom Adjustable **G**
Center Double 3" & 6" **G**
Center Double Ripplefold® 3" & 7½" **H**

Deco Style Bracket D


Projection: 3½"
Base: 1½" W x 3½" L



Custom **E**
Adjustable **F**
Custom Adjustable **G**
Double 3" & 6" **G**
Double Ripplefold® 3" & 7½" **H**
Center (horizontal base) **D**
Center Custom **E**
Center Adjustable **F**
Center Custom Adjustable **G**
Double Center 3" & 6" **G**
Double Center Ripplefold® 3" & 7½" **H**

Round Style Bracket D


Projection: 3½"
Base: 2" diameter



Custom **E**
Adjustable **F**
Custom Adjustable **G**
Double 3" & 6" **G**
Double Ripplefold® 3" & 7½" **H**
Double Center 3" & 6" **G**
Double Center Ripplefold® 3" & 7½" **H**

Square Style Bracket D

Projection: 3½"
Base: 1½" W x 3" L



Custom **E**
Adjustable **F**
Custom Adjustable **G**
Double 3" & 6" **G**
Double Ripplefold® 3" & 7½" **H**
Center (horizontal base) **D**
Center Custom **E**
Center Adjustable **F**
Center Custom Adjustable **G**
Double Center 3" & 6" **G**
Double Center Ripplefold® 3" & 7½" **H**

Splice A



Assembly shown


Splice Cover (optional) B

1" wide, conceals seam.
(Must bracket to either side)



Miter Cut with Adjustable Joint L


Joint only **C**



Assembly shown

Knuckle Joint K

Available for 1" round only



Assembly shown

Ceiling J

Base: 1-7/8" W Drop: 1-11/16"




Ceiling Short I

Drop: 5/8"



Ceiling Flush A

Assembly shown



Low Profile Socket B






















Inside mount. Specify left or right.



ONAGLIDE™ COMPONENTS

Assembled sets includes master carriers, pulleys, sliders (1 every 3½" for pinch pleat) / connected carriers for Ripplefold®, end stops, and a required tension device if corded. Finalis, brackets, splices and batons sold separately.

Ripplefold® is a trademark of Kirsch.

<p>Overlap Master Rolling Carriers Baton Draw Pinch Pleat</p> <p>Right Overlap </p> <p>Left Underlap </p>	<p>Overlap Master Rolling Carriers Baton Draw Ripplefold® Rolling</p> <p>Right Overlap </p> <p>Left Underlap </p>	<p>Butt Master Rolling Carriers Baton Draw Ripplefold® Rolling</p> <p>Right Butt </p> <p>Left Butt </p>	<p>Overlap Master Sliding Carriers Cord Draw Pinch Pleat Sliding</p> <p>Right Overlap </p> <p>Left Underlap </p>	<p>Overlap Master Sliding Carriers Cord Draw Ripplefold® Sliding</p> <p>Right Overlap </p> <p>Left Underlap </p>	<p>Butt Master Sliding Carriers Cord Draw Ripplefold® Sliding</p> <p>Right Butt </p> <p>Left Butt </p>
<p>Rolling Carrier for Baton Draw Ball bearing Pinset: 5/8"</p>  <p>Slider for Cord Draw Pinset: 5/8"</p>  <p>End Stop</p> 	<p>High Performance Ball Bearing Carriers for Baton Draw Ripplefold®</p>  <p>Specify Fullness: 60%, 80%, 100%, 120%</p> <p>Sliding Carriers for Cord Draw Ripplefold®</p>  <p>Specify Fullness: 60%, 80%, 100%, 120%</p> <p>Ripplefold® Snap Tape 4¼" spacing</p>  <p>Ripplefold® is a trademark of Kirsch</p>	<p>Tension Device (Required for cords)</p>   <p>Complies with ANSI 2022 Standard for Safety of Window Covering Products.</p>	<p>New! ONAGLIDE™ DIRECT DRIVE Motorization. Available for 1" Onaglide only. Accepts: Somfy®, Forest® & Lutron® Motors.</p> <p>Requires Custom 4¼" Single or 4¼" & 8½" Projection Double brackets. Flat Caps – N/A.</p> 		

BATONS

Fiberglass or Clear Acrylic batons are recommended for use with all baton draw ONAGLIDE™ rods. (Iron batons are not recommended due to weight.)

Acrylic Batons – Clear. Lengths available: 24", 30", 36", 48", 60", 72"



Fiberglass Batons. Lengths available: 33", 48", 60", 72", 96"

White



Black



Brown



Silver



Gold



Fiberglass Batons with handle – Ivory. Lengths available: 33", 48", 60"



ONARAIL™

ONARAIL™ features a sleek, square profile finished with matching end caps. ONARAIL™ can be used as standalone rods or as under rods for sheers behind an ONA Iron rod. Available in cord traverse or baton draw operation. Sturdy aluminum / steel construction supports 5 lbs / foot. Brackets recommended every 4' - 5'. Sold as an assembled set. Required tension device included. **Available in Standard or Premium finishes.**

ONARAIL™



ONARAIL™ - Assembled set shown

Combine with Iron rods



Double 1-5/8" round front / ONARAIL™ back
Finish: Burnished Bronze



Easy to order,

1. Sold as an assembled set. Includes master carriers, pulleys, ball bearing sliders (1 every 3½"), end stops, end caps and a required tension device. Brackets and splices sold separately.
2. Specify if baton or cord draw. Specify: Rod length, one way or two way draw, cord side, cord drop and finish. If baton draw, order batons separately.
3. For best function we recommend against splicing. However, if rods are to be spliced, let us know the overall rod length, and the splice locations.

ONARAIL™

Profile: 1¼" W x 1" L



END CAP A

1¼" x 1¼"



BRACKET A

Projection: 3"
Base: 1-1/8" W x 2½" L



DOUBLE BRACKET B

Projection: 3" & 6"
Base: 1-1/8" W x 3" L



CEILING BRACKET A

Base: 1-5/8" W x 1¼" L



SPLICE A

Base: 3½" W x 1-3/8" L



Slider

Ball bearing / Pinset: ½"



END STOP



Tension Device (Required for cords)



Acrylic Batons – Clear. Lengths available: 24", 30", 36", 48", 60", 72"



Fiberglass Batons. Lengths available: 33", 48", 60", 72", 96"




Fiberglass Batons – Off white. Lengths available: 33", 48", 60"



ONA ACRYLIC RODS AND FINIALS

Specify our crystal-clear Acrylic 1-5/8" Diameter rods for a sophisticated and modern look. Select your choice of Acrylic components along with any of our Iron bracket styles, or mix and match any of our other 1-5/8" finials, brackets and rings. Our 1-5/8" Acrylic rods are rigid enough to span up to 5' between brackets in most cases. Maximum lengths available are 96". For longer lengths, we offer a special Acrylic cement to create a welded splice on site. Acrylic rods and components are recommended for light to medium weight treatments. We can customize many of our Acrylic finials to fit other rods.


Acrylic Barcelona shown



Easy to order,

1. Specify: Rod length, Finials, Iron Bracket style and Rings. Mix and match any of our 1-5/8" finials, brackets & rings.
2. Specify finish for all components if other than Acrylic.
3. If rods will be spliced, let us know the overall rod length, and the splice locations. Order Acrylic cement for spliced rods.

Ona Acrylic Rod, 1-5/8" diameter (actual size)



ONA ACRYLIC FINIALS

ACRYLIC BALL 2½"L x 2½"H **P**



ACRYLIC CIRCLET 1"L x 2½"H **L**



ACRYLIC CUBE 2½"L x 2½"H **M**



ONA ACRYLIC FINIALS

ACRYLIC FACETED CUBE **N**

2½" L x 2½" H




ACRYLIC JEWEL **M**

2½" L x 2¾" H



ACRYLIC MERIDIAN **M**

1½" L x 2½" H



ACRYLIC BARCELONA **P**

2" L x 2¾" H



Iron Brackets

Select any of our Iron Bracket styles.



ACRYLIC RING

2" ID x 2½" OD



Acrylic Batons - Clear

Lengths available: 24", 30", 36", 48", 60", 72"




Custom Acrylic - Mix and Match

We can customize many of our Acrylic finials to fit other rods. Or mix and match any of our Iron components and finishes.

Polished Brass End Cap and Rings on 1-5/8" Acrylic rod.



Custom 3" Acrylic Circllet shown on Polished Brass 1-5/8" Round Iron Rod.



Circllet

Finish: Polished Brass



ONALUX™ Bell

Finish: Clear / Brite Silver



Crystal Ball

Finish: Polished Chrome



Crystal Stratosphere

Finish: Polished Chrome



Ball 3"

Finish: Gilded Silver



Custom 2" Acrylic Meridian

1" round rod. Finish: Gilded Silver



Cosmopolitan ArtGlass Ball

Finish: Abstract Blue / Brite Silver



Artisan ArtGlass Flame

Finish: Blue / Gilded Silver



FINIALS

Ona Drapery Hardware manufactures a wide variety of finials for all sizes and profiles of rods we manufacture. Our finials are showcased in the following pages and cataloged by the rod size they fit. Finials for our solid rod ($\frac{1}{2}$ " & $\frac{3}{4}$ " diameter) feature a cuff that slides over the rod end and held in place by a set screw on the back of the cuff. Finials for hollow rods (1" & 1-5/8" diameters) are designed to slide into the rod end and are held in place by a set screw on the back of the rod. We also offer modification and customization of any of our finials. We can fabricate any of our finials to fit Wood Poles, or other hardware. We can modify C.O.M. finials to fit your rods. We can also create or customize a finial to your specifications.

Iron Finials



Crystal Drops



ArtGlass



Crystal



ONALUX™



ECO-FINIALS



Easy to order,

1. Finials are sold individually. Specify the quantity and finial style from the appropriate section. We will automatically fabricate the finials to fit the rod size and profile ordered in the finish you specify.
2. Order by name. Price by letter group **A - Z**

Custom Options

Pinned Finial*

*For solid $\frac{1}{2}$ " & $\frac{3}{4}$ " rods only.

If you would like to eliminate the external finial collar, specify "Pinned Finials".

The rod end will be bored and cross drilled for set screw. Finial will have an attached pin to slip into rod end. Provides a seamless look.

Pinned Finial option priced in addition to finial. Specify finial style.



Pinned Finial: Baby Pineapple / $\frac{1}{2}$ " Round Rod / Finish: Versailles



Wood Pole Finial Adapter

Adapt any of our finials to fit a wood pole. Available for: 1-3/8", 2", 2 1/4" & 3" diameter wood poles. Specify finial. Finial will be welded to the adapter. Price finial plus wood pole adapter.

Wood Pole Adapter: Shown for 1-3/8" diameter.

Finial: Andromeda / Finish: Hammered Steel



IRON FINIALS FOR 1/2" RODS

Order by name. Price by letter group **A - Z**

Acer (3 1/4" x 1 1/2") **C**
Finish: *Havannah*



Alba (5 1/4" x 2 1/4") **B**
Finish: *Espresso*



Baby Pineapple (2 1/4" x 1-3/8") **D**
Finish: *Versailles*



Ball (1-9/16" x 1-9/16") **E**
Best for plating
Finish: *Burnished Bronze*



Barcelona (2" x 1 3/4") **D**
Finish: *Beijing*



Basket (5 1/2" x 2 1/4") **E**
Finish: *Antique Brass*



Bird Cage (3" x 3") **E**
Finish: *Burnished Bronze*



Bishop (2" x 1") **A**
Finish: *Brushed Nickel*



Brolio (4 1/4" x 3 1/2") **E**
Finish: *Burnished Bronze*



Bud (2 1/2" x 1 1/4") **C**
Finish: *Versailles*



Bullet (1 1/4" x 1 1/4") **D**
Finish: *Burnished Bronze*



Button (5/8" x 3/4") **A**
Best for plating
Finish: *Black*



Carousel (1 1/2" x 1 1/4") **D**
Finish: *Henna*



Cathedral (6 1/2" x 3 1/2") **C**
Finish: *Hammered Steel*



Chandone (5" x 2 3/4") **C**
Finish: *Burgundy*



Charlemagne (7 3/4" x 4 1/2") **G**
Finish: *Chalet*



Chaucer (4" x 2 1/4") **A**
Finish: *Hammered Silver*



Corona (5/8" x 1 1/2") **E**
Best for plating
Finish: *Versailles*



IRON FINIALS FOR 1/2" RODS

Order by name. Price by letter group **A-Z**

Crescent (3 1/2" x 4") **E**

Finish: *Antique*



Crows Foot (3" x 3 3/4") **F**

Finish: *Natural Iron*



Curlicue (3 3/4" x 2 1/2") **E**

Finish: *Gold Blush*



Diamond (5 1/4" x 2") **D**

Finish: *Brushed Nickel*



End Cap (3/4" x 1") **A**

Finish: *Burnished Bronze*



End Cap Square (3/4" x 1") **A**

Finish: *Natural Iron*



Etruscan (5 3/4" x 3 1/2") **F**

Finish: *Havannah*



Faceted Ball (1-9/16" x 1-9/16") **E**

Finish: *Black*



Fancy Scroll (2 3/4" x 6") **F**

Finish: *Black*



Fiero (5" x 2 1/2") **A**

Finish: *Mineral*



Flair (3" x 4 1/2") **F**

Finish: *Sable*



Fleur-de-lis (4 1/2" x 2 1/2") **D**

Finish: *Natural Iron*



Forked (4" x 2 1/4") **B**

Finish: *Mineral*



French (4-3/8" x 2 1/2") **A**

Finish: *Champagne*



French Twist (4 3/4" x 2 1/2") **B**

Finish: *Ash*



Hammered Leaf (3 1/2" x 2") **C**

Finish: *Gold Blush*



Heart (5" x 4") **F**

Finish: *Pewter*



Imperial (1 1/4" x 1-7/8") **C**

Finish: *Pearl*



IRON FINIALS FOR 1/2" RODS

Order by name. Price by letter group **A-Z**

Joust (4" x 1 3/4") **A**
Finish: *Leather*



Leaf (5 1/2" x 3 1/2") **A**
Finish: *Burgundy*



Lemon Drop (2" x 1 1/4") **C**
Finish: *Sepia*



Lucia (4 1/2" x 1 3/4") **D**
Finish: *French Blue*



Mercury (4 1/4" x 1 3/4") **C**
Finish: *Gold Dust*



Moscow (5" x 1 3/4") **D**
Finish: *Hammered Silver*



Multi Basket (6" x 2 1/4") **F**
Finish: *Gilt*



Needle (2" x 1 1/2") **D**
Finish: *Sepia*



Nouveau (4" x 4") **E**
Finish: *Gilded Silver*



Nubia (1 1/4" x 1 1/4") **D**
Finish: *Black*



Oasis (4 3/4" x 2 1/4") **A**
Finish: *Gilt*



Orb (3/4" x 1 1/4") **D**
Finish: *Black*



Orbit (3" x 3") **G**
Finish: *Sable*



Pointed Orb (1 1/2" x 1 1/4") **D**
Finish: *Brushed Nickel*



Rosette as a Finial.
See Rosettes for Styles and pricing.
Marguerite Shown. Finish: *Gilded Silver*



Schooner (2 1/2" x 1-5/8") **C**
Finish: *White*



Scroll (2-3/8" x 4") **F**
Finish: *Sepia*



IRON FINIALS FOR 1/2" RODS

Order by name. Price by letter group **A - Z**

Sero (4 1/4" x 3 3/4") **C**
Finish: *Gold Dust*



Sirius (4 1/2" x 4 1/2") **G**
Finish: *Natural Iron*



Songbird (3-5/8" x 2") **F**
Finish: *Antique Brass*



Spanish (4 1/2" x 2 3/4") **A**
Finish: *Havannah*



Spiral (6 1/2" x 4 1/2") **I**
Finish: *Black*



Spire (4 1/4" x 1") **A**
Finish: *Pewter*



Star (3" x 1 1/2") **F**
Finish: *Henna*



Striated Ball (2 1/4" x 1 1/4") **D**
Finish: *French Blue*



Three Tier Orb (1 1/2" x 1 1/4") **D**
Finish: *Gold Blush*



Tuscania (5" x 2 1/4") **C**
Finish: *Antique*



Two Tier Orb (1 1/4" x 1 1/4") **D**
Finish: *French Blue*



Velos (3 1/4" x 1 1/4") **D**
Finish: *Moss*



Victoria (5 1/4" x 4") **D**
Finish: *Heirloom*



Willow (3" x 1 1/4") **C**
Finish: *Moss*



IRON FINIALS FOR 3/4" & 1" RODS

Order by name. Price by letter group **A-Z**

Abigail (5" x 7") **H**
Finish: Moss



Acer (3 1/4" x 1 1/2") **G**
Finish: Henna



Acorn (4" x 2 1/2") **D**
Finish: Leather



Adela (5" x 4 3/4") **F**
Finish: Hammered Steel



Ananas (3 1/2" x 2 1/4") **G**
Finish: White



Andromeda (5 1/4" x 5 1/4") **I**
Finish: Gilt




Arrow Head (5" x 2") **C**
Finish: French Blue



Aurora (6" x 2 3/4") **F**
Finish: Hammered Silver



Bacca (8 1/4" x 5") **K**
Finish: Leather



Ball (2" x 2") **C**
Best for plating
Finish: Black



Bangkok (7" x 3 3/4") **F**
Finish: Beijing



Bannister (1-1/8" x 1 1/2") **J**
Turned Finial – Best for plating
Finish: Burnished Bronze



Barcelona (2 1/2" x 2 1/2") **G**
Finish: Burnished Bronze



Basket (5 1/2" x 2 1/4") **E**
Finish: Black



Beaumont (3/4" x 1 1/2") **J**
Turned Finial – Best for plating
Finish: Oil Rubbed Bronze (Super Premium)



Bella (2" x 1 1/4") **H**
Finish: French Blue



Bellamy (1-3/8" x 2") **L**
New! Turned Finial – Best for plating
Finish: Polished Nickel (Super Premium)



Belpre (1 1/2" x 1 3/4") **L**
New! Turned Finial – Best for plating
Finish: Matte Brass (Super Premium)



IRON FINIALS FOR 3/4" & 1" RODS

Order by name. Price by letter group **A-Z**

Bird Cage (3" x 3") **E**
Finish: *Black*



Bishop (2 1/2" x 1 1/2") **D**
Finish: *Natural Iron*



Branch (6" x 7") **K**
Finish: *Hammered Steel*



Brolio (4 1/4" x 3 3/4") **E**
Finish: *Beijing*



Button for 3/4" (3/4" x 1") **B**
Best for plating
Finish: *Henna*



Button for 1" (3/4" x 1 1/2") **H**
Finish: *Gilded Silver*



Calla Lily (8" x 4 1/2") **J**
Finish: *Gilt*



Castus (4" x 1 3/4") **G**
Finish: *Antique Brass*



Cathedral (6 1/2" x 3 3/4") **C**
Finish: *Havannah*



Chalice (4 1/4" x 3 3/4") **E**
Finish: *Sepia*



Chandra (5 1/2" x 4 1/4") **I**
Finish: *Heirloom*



Charlemagne (7 3/4" x 4 1/2") **G**
Finish: *Versailles*



Charo (3" x 1 1/2") **D**
Finish: *Espresso*



Circlet (1/2" x 2") **G**
Best for plating
Finish: *Black*



Claribella (2" x 2") **M**
New! Turned Finial – Best for plating
Finish: *Polished Nickel*



Collared Ball (2 1/2" x 2") **M**
New! Turned Finial – Best for plating
Finish: *Oil Rubbed Bronze (Super Premium)*



Cora (1-3/8" x 2") **J**
Turned Finial – Best for plating
Finish: *Gilt*



Coreo (6" x 2 1/4") **E**
Finish: *Henna*



IRON FINIALS FOR 3/4" & 1" RODS

Order by name. Price by letter group **A-Z**

Cork Screw (6" x 1 1/2") **H**
Finish: *Antique Brass*



Corona (7/8" x 2") **G**
Best for plating
Finish: *Antique*




Crescent (3 1/2" x 4") **E**
Finish: *Mineral*



Crows Foot (3" x 3 3/4") **F**
Finish: *Gold*



Cube (2" x 2") **H**
Best for plating
Finish: *Brushed Nickel*



Cylinder (2" x 1 1/2") **G**
Best for plating
Finish: *Hammered Silver*



Decius (2 1/2" x 1 3/4") **I**
Finish: *Pearl*



Diamond (5 1/4" x 2") **D**
Finish: *Havannah*



Donatus (4" x 2") **F**
Finish: *Burnished Bronze*



Eclipse (1 1/2" x 2") **I**
Finish: *Black*



Empress (1 3/4" x 2") **H**
Finish: *Burgundy*



End Cap for 3/4" rods (1" length) **A**
Fits over rod. Finish: *Pewter*



End Cap for 1" rods (1/8" x 1-3/8") **A**
Fits into rod. Finish: *Burnished Bronze*



Jumbo Cap for 1" rods (1/8" x 2") **G**
Retains rings better. Finish: *Burnished Bronze*



New!

End Cap Square (1/8" x 1 1/2") **A**
Finish: *Pewter*



Etruscan (5 3/4" x 3 3/4") **F**
Finish: *Heirloom*



Faceted Ball (2" x 2") **G**
Finish: *Brushed Nickel*



Fancy Scroll (2 3/4" x 6") **F**
Finish: *Black*



IRON FINIALS FOR 3/4" & 1" RODS

Order by name. Price by letter group **A-Z**

Fern (3 1/4" x 1 3/4") **D**
Finish: Moss



Filigree (4-3/8" x 4-5/8") **E**
Finish: Sepia



Flair (3" x 4 1/2") **F**
Finish: Aged Iron



Fleur-de-lis (4 1/2" x 2 1/2") **D**
Finish: Burnished Bronze



Flower (2-3/8" x 2-3/8") **I**
Finish: Henna



Forged Leaves (8" x 5") **J**
Finish: Beijing



French (4 1/4" x 3 1/4") **D**
Finish: Pewter



French Twist (4 3/4" x 2 1/2") **B**
Finish: Ash



Ginkgo (6 1/4" x 6") **J**
Finish: Versailles



Gyro (5" x 5") **K**
Finish: Gilt



Hampton (1" x 1 1/2") **F**
Finish: Versailles



Heart (5" x 4") **F**
Finish: Gold



Ingot (1/2" x 1 1/2") **F**
Finish: Natural Iron



Joust (5 1/4" x 2 1/2") **C**
Finish: Henna



Kingston (2" x 2 1/2") **H**
Finish: Hammered Steel



Knurled Cap (5/8" x 2") **J**

New! Turned Finial – Best for plating
Finish: Matte Brass



Laurel Leaf (8" x 5 1/2") **K**
Finish: Gold



Lavelle (2 1/4" x 2") **M**

New! Turned Finial – Best for plating
Finish: Polished Brass



IRON FINIALS FOR 3/4" & 1" RODS

Order by name. Price by letter group **A-Z**

Lemon Drop (2 3/4" x 1 1/4") **D**
Finish: *Gold Blush*



Lobed Leaf (6" x 3") **E**
Finish: *Moss*



Lorton (1" x 1 1/2") **J**
Turned Finial – Best for plating
Finish: *Burnished Bronze*



Lucia (4 1/2" x 1 3/4") **D**
Finish: *French Blue*



Moscow (8" x 2 3/4") **F**
Finish: *Versailles*



Multi Basket (5 1/4" x 3 1/2") **G**
Finish: *Sable*



Neo (2" x 2") **J**
Finish: *Antique Brass*



Nouveau (5" x 5") **G**
Finish: *Gilded Silver*



Onion Dome (2 1/4" x 2") **K**
Finish: *Gilded Silver*



Orbit (6" x 6") **I**
Finish: *Burnished Bronze*



Pedestal (1 1/4" x 2") **G**
Finish: *Black*



Piedmont (2" x 2 1/4") **M**
New! Turned Finial – Best for plating
Finish: *Polished Nickel*



Pineapple (5 1/2" x 2 1/2") **G**
Finish: *Burnished Bronze*



Pisces (4 1/4" x 1 3/4") **D**
Finish: *Pearl*



Planta (10 1/4" x 8 3/4") **J**
Finish: *Henna*



Plumbum (5 1/4" x 1 1/4") **D**
Finish: *Beijing*



Plume (7 1/2" x 3") **C**
Finish: *Black*



Pyramid (3 1/4" x 1 1/4") **C**
Finish: *Heirloom*



IRON FINIALS FOR 3/4" & 1" RODS

Order by name. Price by letter group **A-Z**

<p>Queen of Hearts (6½" x 2¾") G Finish: <i>Pearl</i></p> 	<p>Rhodes (2" x 2") M <i>New! Turned Finial – Best for plating</i> Finish: <i>Matte Brass</i></p> 	<p>Rhone (1" x 1½") F Finish: <i>Hammered Steel</i></p> 
<p>Ridged Cap (¾" x 2") J <i>New! Turned Finial – Best for plating</i> Finish: <i>Polished Nickel</i></p> 	<p>Rolled Cap (5/8" x 1½") J <i>New! Turned Finial – Best for plating</i> Finish: <i>Matte Black Nickel</i></p> 	<p>Rondelle (1-3/8" x 1¾") L <i>New! Turned Finial – Best for plating</i> Finish: <i>Polished Brass</i></p> 
<p>Ronzio (6½" x 4") K Finish: <i>Pewter</i></p> 	<p>Rosette as a Finial or End Cap See Rosettes for styles and pricing.</p> 	<p>Round Peg (1½" x 1½") F Finish: <i>Pewter</i></p> 
<p>Scroll (2-3/8" x 4") F Finish: <i>Burnished Bronze</i></p> 	<p>Serena (6" x 1¾") D Finish: <i>Champagne</i></p> 	<p>Series (3" x 1") F Finish: <i>Gilded Silver</i></p> 
<p>Seville (5" x 5") F Finish: <i>Burgundy</i></p> 	<p>Sherwood (3-3/8" x 2") F Finish: <i>Chalet</i></p> 	<p>Simple Basket (7½" x 2¼") E Finish: <i>Natural Iron</i></p> 
<p>Smooth Cap (5/8" x 2") J <i>New! Turned Finial – Best for plating</i> Finish: <i>Matte Brass</i></p> 	<p>Songbird (3-5/8" x 2") F Finish: <i>Henna</i></p> 	<p>Spear (5¼" x 4") C Finish: <i>Leather</i></p> 

IRON FINIALS FOR 3/4" & 1" RODS

Order by name. Price by letter group **A-Z**

Spike (3½" x 1½") **C**
Finish: *Black*



Spiral (6½" x 4½") **I**
Finish: *Sepia*



Spire (6¼" x 2") **F**
Finish: *Black*



Spring (5½" x 2½") **K**
Finish: *Natural Iron*




Square Peg (1½" x 1¼") **F**
Finish: *Pewter*



Striated Ball (2½" x 2") **I**
Finish: *Natural Iron*



Tail Feather (6" x 3") **H**
Finish: *Natural Iron*



Taj Mahal (3½" x 2") **F**
Finish: *Sable*



Terrace (2½" x 2½") **G**
Finish: *Champagne*



Titus (4" x 2") **G**
Finish: *Aged Iron*



Trepid (2" x 1½") **F**
Finish: *Natural Iron*



Triumph (6" x 3½") **F**
Finish: *Sepia*



Trommel (2¾" x 1½") **I**
Finish: *Brite Silver*



Trompette (3¼" x 2¼") **J**
Finish: *Gilded Silver*



Tuscania (5" x 2½") **C**
Finish: *White*



Urn (4" x 1½") **F**
Finish: *Brushed Nickel*



Valiant (5½" x 2½") **E**
Finish: *Antique*



Vaso (3" x 2") **G**
Finish: *Leather*



IRON FINIALS FOR 3/4" & 1" RODS

Order by name. Price by letter group **A-Z**

Vega (2 1/4" x 2") **H**
Finish: *Pearl*



Verona (7" x 4") **F**
Finish: *Espresso*



Victoria (5 1/4" x 4") **D**
Finish: *Antique Brass*



Vienna (6 1/4" x 2") **F**
Finish: *Henna*



Vine (5" x 6 1/2") **I**
Finish: *Gold Dust*



Willow (3" x 1 1/4") **C**
Finish: *Moss*



Zolle (4 1/2" x 2 3/4") **F**
Finish: *Mineral*



IRON FINIALS FOR 1-5/8" RODS

Order by name. Price by letter group **A-Z**

Abigail (5" x 7") **H**

Finish: *Pewter*



Acanthus Leaf (8" x 3½") **I**

Finish: *Gold Blush*



Andromeda (5¼" x 5¼") **I**

Finish: *Brushed Nickel*



Anthea (6½" x 7") **J**

Finish: *Beijing*



Ball (3" x 3") **J**

Best for plating

Finish: *Antique*



Bannister (1½" x 2") **L**

Turned Finial – Best for plating

Finish: *Burnished Bronze*



Barcelona (2¾" x 3") **J**

Finish: *Burnished Bronze*



Basket (8½" x 3¾") **J**

Finish: *Burnished Bronze*



Bellamy (2½" x 2¾") **N**

New! Turned Finial – Best for plating

Finish: *Polished Nickel (Super Premium)*



Bellota (4½" x 3¾") **K**

Finish: *Heirloom*



Bellus (6¼" x 4¾") **K**

Finish: *Ash*



Belpre (2-1/8" x 2½") **N**

New! Turned Finial – Best for plating

Finish: *Matte Brass (Super Premium)*



Bird Cage (5" x 5") **J**

Finish: *Burnished Bronze*



Birds (8¼" x 5¼") **K**

Finish: *Antique*




Braided Fleur (5½" x 4") **J**

Finish: *Sable*



Branch (6" x 7") **K**

Finish: *Natural Iron*



Britannia (5¼" x 6½") **J**

Finish: *Gold*



Button (1¼" x 2") **I**

Finish: *Brushed Nickel*




IRON FINIALS FOR 1-5/8" RODS

Order by name. Price by letter group **A-Z**

Calla Lily (9" x 6") **J**

Finish: *Heirloom*



Canterbury (6 1/2" x 3") **L**

Finish: *Pewter*



Chandra (5 1/2" x 4 1/4") **I**

Finish: *Pearl*



Charlemagne (7 3/4" x 4 1/2") **G**

Finish: *Gold Blush*



Charo (4" x 2 3/4") **I**

Finish: *Pewter*



Circlet (1/2" x 3") **H**

Best for plating

Finish: *Black*



Claribella (2-7/8" x 2 3/4") **O**

New! Turned Finial – Best for plating

Finish: *Polished Nickel*



Cleopatra (3 1/2" x 2 1/2") **K**

Finish: *Black*



Collared Ball (3 1/2" x 3") **L**

Finish: *Sepia*



Corona (1 1/4" x 3") **J**

Finish: *Mineral*



Crown (6 1/2" x 4") **J**

Finish: *Sepia*



Crows Foot (3" x 3 3/4") **F**

Finish: *Black*



Cupro (3" x 3") **K**

Finish: *Brushed Nickel*



Cuspis (2 1/2" x 2") **I**

Finish: *Gold*



Cylinder (3" x 2") **K**

Best for plating
Finish: *Burnished Bronze*



Cyrus (4" x 1-5/8") **K**

Finish: *Brushed Nickel*



Decius (3 3/4" x 2 3/4") **J**

Finish: *Antique*



Dragon Leaf (9" x 5 1/4") **I**

Finish: *Beijing*



IRON FINIALS FOR 1-5/8" RODS

Order by name. Price by letter group **A-Z**

Eclipse (1½" x 3") **J**

Finish: *Black*



End Cap (1/8" x 2") **A**

Finish: *Sepia*



Jumbo Cap for 1-5/8" rod (1/8" x 3") **C**

Retains rings better. Finish: *Burnished Bronze*



New!

Faceted Ball (2-3/8" x 2-3/8") **K**

Finish: *Brushed Nickel*



Fancy Fleur (9½" x 5½") **K**

Finish: *Chalet*



Fancy Scroll (2¾" x 6") **F**

Finish: *Antique Brass*



Fire Leaf (6" x 5½") **I**

Finish: *Henna*



Flair (3" x 7") **F**

Finish: *Burnished Bronze*



Fleur-de-lis (6-5/8" x 3¾") **F**

Finish: *Champagne*



Gala (9½" x 5") **L**

Finish: *Antique Brass*



Geometric (5" x 4½") **K**

Finish: *Black*



Guimar (1½" x 2¾") **J**

Finish: *Burnished Bronze*



Gyro (6" x 6") **L**

Finish: *Hammered Steel*



Heavy Double Scroll (8" x 3¾") **J**

Finish: *Heirloom*



Heavy Scroll (3" x 5") **J**

Finish: *Burnished Bronze*



Helena (4" x 4¼") **J**

Finish: *Chalet*



Hourglass (4" x 2") **G**

Finish: *Aged Iron*



Imperial Ball (4¾" x 3") **M**

Finish: *Brushed Nickel*



IRON FINIALS FOR 1-5/8" RODS

Order by name. Price by letter group **A-Z**

Kingston (2" x 2½") **H**

Finish: *Espresso*



Knurled Cap (5/8" x 2½") **L**

New! Turned Finial – Best for plating
Finish: *Matte Brass*



Lavelle (2¾" x 3") **O**

New! Turned Finial – Best for plating
Finish: *Polished Brass*



Locket (4" x 3¾") **J**

Finish: *Gold Blush*



Lorton (1¾" x 2") **L**

Turned Finial – Best for plating
Finish: *Burnished Bronze*



Meridian (1" x 3") **J**

Finish: *Henna*



Metropolis (6¼" x 2") **K**

Finish: *Hammered Silver*



Milano (8" x 2¾") **G**

Finish: *Black*



Moda (4" x 2") **J**

Finish: *Espresso*



Modern Leaf (5" x 5") **G**

Finish: *Brushed Nickel*



Multi Basket (8" x 5½") **L**

Finish: *Natural Iron*



Neo (3" x 3") **K**

Finish: *Gilded Silver*



Nouveau (6" x 6") **H**

Finish: *Gilded Silver*



Onion Dome (2¼" x 1¾") **K**

Finish: *Gilded Silver*



Opus (6½" x 6½") **J**

Finish: *Natural Iron*



Orbit (6" x 6") **I**

Finish: *Gold Dust*



Parisian (5½" x 2¾") **L**

Finish: *Sepia*



Pedestal (1¼" x 3") **H**

Finish: *Black*



IRON FINIALS FOR 1-5/8" RODS

Order by name. Price by letter group **A - Z**

Piedmont (2-5/8" x 3 3/4") **O**

New! Turned Finial – Best for plating
Finish: Polished Nickel



Pierced (9 1/2" x 2 1/2") **J**

Finish: Henna



Pila (2 1/4" x 2 1/2") **K**

Finish: Mineral



Pineapple (5 1/2" x 2 1/2") **G**

Finish: Sable



Planta (10 1/4" x 8 3/4") **J**

Finish: Henna



Queen of Hearts (6 1/2" x 2 3/4") **G**

Finish: Heirloom



Regal (7 3/4" x 4 1/2") **K**

Finish: Heirloom



Rhodes (2 3/4" x 3") **O**

New! Turned Finial – Best for plating
Finish: Matte Brass



Ridged Cap (1-1/8" x 3") **L**

New! Turned Finial – Best for plating
Finish: Polished Nickel



Rolled Cap (1" x 2 1/4") **L**

New! Turned Finial – Best for plating
Finish: Matte Black Nickel



Rondelle (2" x 2 1/2") **N**

New! Turned Finial – Best for plating
Finish: Polished Brass



Scroll (4 1/4" x 5 1/2") **F**

Finish: White



Sherwood (3-3/8" x 2") **F**

Finish: Ash



Siempre (6" x 7 1/2") **K**

Finish: Gilt



Simple Basket (9 1/2" x 3 3/4") **J**

Finish: Havannah



Skal (5" x 2 1/4") **J**

Finish: Hammered Silver



Smooth Cap (5/8" x 2 1/2") **L**

New! Turned Finial – Best for plating
Finish: Matte Brass



Spiral (6 1/2" x 4 1/2") **I**

Finish: Natural Iron



IRON FINIALS FOR 1-5/8" RODS

Order by name. Price by letter group **A-Z**

Spire (6¼" x 2") **F**
Finish: *Burnished Bronze*



Spiro (6¼" x 3") **K**
Finish: *Brushed Nickel*



Sprig (6¼" x 7¼") **L**
Finish: *Beijing*



Striated Ball (3½" x 2¾") **K**
Finish: *Henna*



Tower (7½" x 2-7/8") **J**
Finish: *Brushed Nickel*



Trio (5" x 3") **M**
Finish: *Black*



Trompette (4¼" x 3") **K**
Finish: *Brushed Nickel*



Tulip (4" x 2") **F**
Finish: *Leather*



Turban (5½" x 2½") **J**
Finish: *Chalet*



Vega (2¼" x 2") **H**
Finish: *French Blue*



Victoria (5¼" x 4") **D**
Finish: *Versailles*



Vine (5" x 6½") **L**
Finish: *Moss*



CRYSTAL FINIALS

Crystal Finials are made with genuine SWAROVSKI ELEMENTS – Simply stunning.

Order by name. Price by letter group A – Z

Mini Crystal Ball (1" x 1") **L**

Available for ½" rods. Rod Finish: Gilt



Crystal Chaton (1¼" x 2") **M**

Available for ¾" & 1" rods. Rod Finish: Heirloom



Small Crystal Ball (2" x 2") **M**

Available for ¾" & 1" rods. Rod Finish: Heirloom




Large Crystal Ball (3" x 2¼") **U**

Available for 1-5/8" rods. Rod Finish: Natural Iron



Crystal Radiance (2" x 2-3/8") **O**

Available for ¾" & 1" rods. Rod Finish: Natural Iron



Crystal Radiance (2" x 2-3/8") **O**

Available for 1-5/8" rods. Rod Finish: Sepia



Crystal Strato-Sphere (1-5/8" x 2-3/8") **N**

Available for ¾" & 1" rods. Rod Finish: Gilded Silver



Crystal Strato-Sphere (1-5/8" x 2-3/8") **N**

Available for 1-5/8" rods. Rod Finish: Sepia



Crystal Cylinder (3" x 2") **R**

Available for 1" round rods. Rod Finish: Polished Chrome



Crystal Half Ball (1" x 2") **M**

Available for ¾" & 1" rods. Rod Finish: Brushed Nickel



TURNED BASE

For a more contrasting look, you can specify an optional turned base for an additional charge.

Optional Turned Base **Finial Price Group + Turned Base (Price Group H)**



Example shown: Crystal Strato-Sphere. Rod & Turned Base: Matte Brass (Super Premium)

Small Turned Base dimensions: 1" x 1-3/8" not including Finial. Large Turned Base dimensions: 1½" x 2" not including Finial.

SWAROVSKI® is a registered trademark.



CRYSTAL HOLDBACKS

Crystal Holdbacks are made with genuine SWAROVSKI ELEMENTS and are available in all small crystal finial styles. Specify finial style, Post or Wrap Around Mount and finish. Crystal finial and mount priced separately.

Order by name. Price by letter group **A - Z+ Mount**

Small Crystal Ball **M+Mount**

(Shown with post mount)
Post Finish: *Brushed Nickel*



Side View

Post mount adjusts 3" – 5". Custom projection available.

Crystal Chaton **M+Mount**

(Shown with post mount)
Post Finish: *Gilded Silver*



Side View

Post mount adjusts 3" – 5". Custom projection available.

Crystal Half Ball **M+Mount**

(Shown with post mount)
Post Finish: *Heirloom*



Side View

Post mount adjusts 3" – 5". Custom projection available.

Crystal Radiance **O+Mount**

(Shown with post mount)
Post Finish: *Brushed Nickel*



Side View

Post mount adjusts 3" – 5". Custom projection available.

Crystal Strato-Sphere **N+Mount**

(Shown with post mount)
Post Finish: *Versailles*




Side View

Post mount adjusts 3" – 5". Custom projection available.

Crystal with Wrap Around Mount

Crystal finial and mount priced separately. Order by name. Price by letter group **A - Z+Mount**

Small Crystal Ball shown. Finish: *Brushed Nickel*
Wrap around mount dimensions: 5" x 5" not including Crystal.
Custom dimensions available.



SWAROVSKI® is a registered trademark.

CRYSTAL DROP FINIALS

Crystal Drop finials are made with genuine SWAROVSKI ELEMENTS – Simply stunning. Specify Crystal Drop color.

Order by name. Price by letter group **A-Z**

Charle (6¼" x 6¼") **O**

Available for 1" & 1-5/8" rods.
Crystal Drop color: Silver Shade
Rod Finish: Burnished Bronze



Coba (7¾" x 7¼") **N**

Available for 1" & 1-5/8" rods.
Crystal Drop color: Silver Shade
Rod Finish: Gilded Silver



Crystal Dragon Leaf (9" x 7") **N**

Available for 1" & 1-5/8" rods.
Crystal Drop color: Clear
Rod Finish: Hammered Silver



Gemma (4½" x 6¼") **N**

Available for 1" & 1-5/8" rods.
Crystal Drop color: Clear
Rod Finish: Black



Fountain (6¾" x 6¼") **M**

Available for 1" & 1-5/8" rods.
Crystal Drop color: Clear
Rod Finish: Hammered Silver



Ibis (6" x 7¾") **N**

Available for 1" & 1-5/8" rods.
Crystal Drop color: Golden Shadow
Rod Finish: Versailles



Harp (8" x 4") **M**

Available for 1" & 1-5/8" rods.
Crystal Drop color: Black / Rod Finish: Gloss Black



Shangri-La (8½" x 6") **M**

Available for 1" & 1-5/8" rods.
Crystal Drop color: Copper / Rod Finish: Sepia



Crystal Drop Finials featured above are made with SWAROVSKI ELEMENTS.

Create your own unique design and add a touch of brilliance to any of our finials or accessories with Crystal Drops. Submit a detailed sketch of your design for a quotation. Crystal drops measure 7/8" W x 1¼" L.

Clear



Black



Copper



Golden Shadow



Silver Shade



SWAROVSKI® is a registered trademark.

ONA ARTISAN ArtGlass FINIALS

Add spectacular elegance with hand blown **ONA ARTISAN ArtGlass** finials and holdbacks. ONA ARTISAN ArtGlass finials are available in 10 styles and can be ordered in any color combination of your choosing. Small size fits 3/4" – 1" rods, Large size fits 1-5/8" rods. Please see color choices below. Each one is an individual piece of art and will have its own unique characteristics. Subtle variations in shape, color and size are to be expected. Non-returnable. Made in U.S.A.



Order by name. Price by letter group **A – Z**

Ball  Small 2¼" T Large 3" U	Ball Fluted  Small 2¼" S Large 3" T	Ball Harlequin  Small 2¼" S Large 3" T	Ball Twist  Small 2¼" T Large 3" U	Tulip  Small 2½" x 2¼" S Large 3" x 2½" T
Bun  Small 2" x 2½" S Large 2½" x 3" T	Drop Harlequin  Small 3" x 2" S Large 4" x 3" T	Drop Twist  Small 4" x 2" S Large 5" x 3" T	Fan  Small 4" x 5½" T Large 5" x 6½" U	Flame  Small 6" x 2½" T Large 7" x 3" U

TURNED BASE

For a more contrasting look, you can specify an optional turned base for an additional charge.

Optional Turned Base Finial Price Group + Turned Base (Price Group H)

Example shown: Ball – Clear Harlequin. Rod & Turned Base: Polished Black Nickel (Super Premium)



Small Turned Base dimensions: 1" x 1-3/8" not including Finial. Large Turned Base dimensions: 1½" x 2" not including Finial.

HOLDBACKS

ONA ARTISAN ArtGlass finials are available as holdbacks. Specify finial style and color, type of mount and finish. Finials and mounts are priced separately.

Order by name. Price by letter group **A – Z + Mount**

Wrap Around Mount **Finial Price Group + Mount**

Example shown: Small Ball: Purple Confetti / Brushed Nickel



Wrap around mount dimensions: 5" x 5" not including Finial. Custom dimensions available.

Post Mount **Finial Price Group + Mount**

Example shown: Small Ball: Red Orange / Brushed Nickel



Post mount adjusts 3" – 5". Custom projection available.

ONA ARTISAN ArtGlass FINIALS

Order by name. Price by letter group **A-Z**

<p>Ball Black & White</p>  <p>Small 2¼" T Large 3" U</p>	<p>Ball Blue Gray Confetti</p>  <p>Small 2¼" T Large 3" U</p>	<p>Ball Blue Gray Spun</p>  <p>Small 2¼" T Large 3" U</p>	<p>Ball Blue Teal Whip</p>  <p>Small 2¼" T Large 3" U</p>
<p>Ball Caramel Confetti</p>  <p>Small 2¼" T Large 3" U</p>	<p>Ball Caramel Spun</p>  <p>Small 2¼" T Large 3" U</p>	<p>Ball Clear Bubble</p>  <p>Small 2¼" S Large 3" T</p>	<p>Ball Clear Double Bubble</p>  <p>Small 2¼" T Large 3" U</p>
<p>Ball Clear Fluted</p>  <p>Small 2¼" S Large 3" T</p>	<p>Ball Clear Harlequin</p>  <p>Small 2¼" S Large 3" T</p>	<p>Ball Clear Twist</p>  <p>Small 2¼" T Large 3" U</p>	<p>Ball Jade Whip</p>  <p>Small 2¼" T Large 3" U</p>
<p>Ball Lattte Whip</p>  <p>Small 2¼" T Large 3" U</p>	<p>Ball Mint Bubble</p>  <p>Small 2¼" S Large 3" T</p>	<p>Ball Mint Swirl</p>  <p>Small 2¼" T Large 3" U</p>	<p>Ball Mint Whip</p>  <p>Small 2¼" T Large 3" U</p>
<p>Ball Pink Harlequin</p>  <p>Small 2¼" S Large 3" T</p>	<p>Ball Purple Confetti</p>  <p>Small 2¼" T Large 3" U</p>	<p>Ball Purple Spun</p>  <p>Small 2¼" T Large 3" U</p>	<p>Ball Purple Whip</p>  <p>Small 2¼" T Large 3" U</p>
<p>Ball Red Orange Confetti</p>  <p>Small 2¼" T Large 3" U</p>	<p>Ball Red Orange Spun</p>  <p>Small 2¼" T Large 3" U</p>	<p>Ball Red Plum Confetti</p>  <p>Small 2¼" T Large 3" U</p>	<p>Ball Red Plum Spun</p>  <p>Small 2¼" T Large 3" U</p>

ONA ARTISAN ArtGlass FINIALS

Order by name. Price by letter group **A-Z**

Ball Teal White Whip



Small 2¼" **T** Large 3" **T**

Ball Toffee Confetti



Small 2¼" **T** Large 3" **T**

Ball Toffee Spun



Small 2¼" **T** Large 3" **T**

Ball Violet Swirl



Small 2¼" **T** Large 3" **T**

Ball White Blue Confetti



Small 2¼" **T** Large 3" **T**

Ball White Blue Spun



Small 2¼" **T** Large 3" **T**

Ball White Twist



Small 2¼" **T** Large 3" **T**

Ball Yellow Harlequin



Small 2¼" **S** Large 3" **T**

Bun Amber Vein



Small 2"x2½" **S** Large 2½"x3" **T**

Bun Clear



Small 2"x2½" **S** Large 2½"x3" **T**

Bun Cocoa Iridescent



Small 2"x2½" **S** Large 2½"x3" **T**

Bun Earth Iridescent



Small 2"x2½" **S** Large 2½"x3" **T**

Bun Gray Quartz



Small 2"x2½" **S** Large 2½"x3" **T**

Bun Jade Iridescent



Small 2"x2½" **S** Large 2½"x3" **T**

Bun Olive Smoke



Small 2"x2½" **S** Large 2½"x3" **T**

Bun Olive



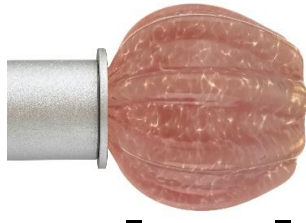
Small 2"x2½" **S** Large 2½"x3" **T**

Bun Periwinkle



Small 2"x2½" **S** Large 2½"x3" **T**

Bun Pink Quartz



Small 2"x2½" **S** Large 2½"x3" **T**

Bun Red Orange



Small 2"x2½" **S** Large 2½"x3" **T**

Bun Yellow



Small 2"x2½" **S** Large 2½"x3" **T**

Drop Amber Harlequin



Small 3" x 2" **S** Large 4" x 3" **T**

Drop Clear Harlequin



Small 3" x 2" **S** Large 4" x 3" **T**

Drop Mint Harlequin



Small 3" x 2" **S** Large 4" x 3" **T**



















Drop Purple Harlequin



Small 3" x 2" **S** Large 4" x 3" **T**

ONA ARTISAN ArtGlass FINIALS

Order by name. Price by letter group **A-Z**

<p>Drop Lime Twist</p>  <p>Small 4" x 2" S Large 5" x 3" T</p>	<p>Drop Cocoa Twist</p>  <p>Small 4" x 2" S Large 5" x 3" T</p>	<p>Drop Clear Twist</p>  <p>Small 4" x 2" S Large 5" x 3" T</p>	<p>Fan Amber</p>  <p>Small 4" x 5½" T Large 5" x 6½" U</p>
<p>Fan Cobalt</p>  <p>Small 4" x 5½" T Large 5" x 6½" U</p>	<p>Fan Orange</p>  <p>Small 4" x 5½" T Large 5" x 6½" U</p>	<p>Fan Purple</p>  <p>Small 4" x 5½" T Large 5" x 6½" U</p>	<p>Fan Yellow</p>  <p>Small 4" x 5½" T Large 5" x 6½" U</p>
<p>Flame Amber</p>  <p>Small 6" x 2½" T Large 7" x 3" U</p>	<p>Flame Cobalt</p>  <p>Small 6" x 2½" T Large 7" x 3" U</p>	<p>Flame Scarlet</p>  <p>Small 6" x 2½" T Large 7" x 3" U</p>	<p>Flame Yellow</p>  <p>Small 6" x 2½" T Large 7" x 3" U</p>
<p>Tulip Aqua</p>  <p>Small 2½" x 2¼" S Large 3" x 2½" T</p>	<p>Tulip Clear</p>  <p>Small 2½" x 2¼" S Large 3" x 2½" T</p>	<p>Tulip Jade Iridescent</p>  <p>Small 2½" x 2¼" S Large 3" x 2½" T</p>	<p>Tulip Pink Quartz</p>  <p>Small 2½" x 2¼" S Large 3" x 2½" T</p>
<p>Tulip Red Orange</p>  <p>Small 2½" x 2¼" S Large 3" x 2½" T</p>	<p>Tulip Yellow</p>  <p>Small 2½" x 2¼" S Large 3" x 2½" T</p>		
























► Visit our website for our available styles of Limited Edition ArtGlass Finials.



ONA ARTISAN SELECT ArtGlass FINIALS

ONA ARTISAN SELECT ArtGlass finials are available only in the styles, colors and sizes listed below.

Order by name. Price by letter group **A-Z**

Ball Agave  Small 2" S Large 3" U	Ball Aphrodite  Small 2¼" S Large 3" T	Ball Blue Multi Swirl  Small 2" S	Ball Blue Swirl  Small 2¼" P Large 3" Q
Ball Caribe Frosted  Small 2¼" H Large 3" J	Ball Carnival  Small 2" S Large 3" T	Ball Clear Cluster Bubble  Small 2-3/8" H Large 3" J	Ball Clear Frosted  Small 2¼" H Large 3" J
Ball Cobalt Nickel  Small 2¼" J Large 3" L	Ball Desert Sands  Small 2" S Large 3" U	Ball Domino  Large 3" T	Ball Fantasia  Small 2" S Large 3" U
Ball Gray White Plaid  Small 2¼" P Large 3" Q	Ball Ice  Small 2-3/8" J	Ball Mint Zig Zag  Small 2¼" P Large 3" Q	Ball Multi Color  Small 2" S Large 3" U
Ball Navajo  Small 2" S Large 3" U	Ball Pacific Blue Frosted  Small 2¼" H Large 3" J	Ball Purple Earth  Small 2" L Large 3" S	Ball Rain Aloe  Small 2" S Large 3" U
Ball Rain Forest  Small 2" S Large 3" U	Ball Tan  Small 2" S Large 3" U	▶ Visit our website for available Limited Edition ArtGlass Finials.	
			

ONA COSMOPOLITAN ArtGlass FINIALS

ONA COSMOPOLITAN ArtGlass finials and holdbacks. Create a luxurious and sophisticated Décor with these beautiful hand crafted glass finials. Each piece will have its own unique characteristics. Subtle variations in shape color and size are to be expected. Non-returnable.

Order by name. Price by letter group **A – Z**

ONA COSMOPOLITAN ArtGlass finials are available in three styles.

Ball

Color: Blue / White Gold



Small Ball (2¼") for ¾" & 1" rods.
Large Ball (2¾") for 1-5/8" rods.
Available in the colors listed below

Drop

Color shown: Echo Black



Small Drop (2¾" x 2") for ¾" & 1" rods.
Large Drop (4" x 2¾") for 1-5/8" rods.
Available in the colors listed below

Ellipse

Color shown: Abstract / Orange



Small Ellipse (1½" x 2") for ¾" & 1" rods.
Large Ellipse (2" x 3¼") for 1-5/8" rods.
Available in all colors listed below

TURNUED BASE

For a more contrasting look, you can specify an optional turned base for an additional charge.

Optional Turned Base **Finial Price Group + Turned Base (Price Group H)**



Example shown: Ball – Black
Rod & Turned Base: Polished Black Nickel (Super Premium)

Small Turned Base dimensions: 1" x 1-3/8" not including Finial.
Large Turned Base dimensions: 1½" x 2" not including Finial.



Example shown: Drop – Clear
Rod & Turned Base: Polished Black Nickel (Super Premium)

Small Turned Base dimensions: 1" x 1-3/8" not including Finial.
Large Turned Base dimensions: 1½" x 2" not including Finial.

HOLDBACKS

ONA COSMOPOLITAN ArtGlass finials are available as holdbacks. Specify finial style and color, type of mount and finish. Finials and mounts are priced separately.

Order by name. Price by letter group **A – Z + Mount**

Wrap Around Mount **Finial Price Group + Mount**

Example shown: Small Ball - Abstract / Blue / Brushed Nickel



Wrap around mount dimensions: 5" x 5" not including Finial.
Custom dimensions available.

Post Mount **Finial Price Group + Mount**

Example shown: Small Ellipse – Amber / Brushed Nickel



Post mount adjusts 3" – 5". Custom projection available.

ONA COSMOPOLITAN ArtGlass FINIALS

Order by name. Price by letter group **A-Z**

<p>Ball – Echo Black</p>  <p>Small (2¼") I Large (2¾") K</p>	<p>Ball – Amber / 24K Gold</p>  <p>Small (2¼") H Large (2¾") J</p>	<p>Ball - Black / 24K Gold</p>  <p>Small (2¼") I Large (2¾") K</p>	<p>Ball – Black</p>  <p>Small (2¼") H Large (2¾") J</p>
<p>Ball - Blue 24K Gold</p>  <p>Small (2¼") I Large (2¾") K</p>	<p>Ball – Blue / White Gold</p>  <p>Small (2¼") I Large (2¾") K</p>	<p>Ball – Blue</p>  <p>Small (2¼") H Large (2¾") J</p>	<p>Ball – Clear</p>  <p>Small (2¼") H Large (2¾") J</p>
<p>Ball - Clear 24K Gold</p>  <p>Small (2¼") I Large (2¾") K</p>	<p>Ball - Clear / White Gold</p>  <p>Small (2¼") I Large (2¾") K</p>	<p>Ball – White</p>  <p>Small (2¼") H Large (2¾") J</p>	<p>Ball – Earth</p>  <p>Small (2¼") I Large (2¾") K</p>
<p>Ball - Fiore Green</p>  <p>Small (2¼") I Large (2¾") K</p>	<p>Ball - Fiore Yellow</p>  <p>Small (2¼") I Large (2¾") K</p>	<p>Ball - Abstract / Blue</p>  <p>Small (2¼") I Large (2¾") K</p>	<p>Ball - Abstract / Multi</p>  <p>Small (2¼") I Large (2¾") K</p>
<p>Ball – Abstract / Orange</p>  <p>Small (2¼") I Large (2¾") K</p>	<p>Ball – Red</p>  <p>Small (2¼") H Large (2¾") J</p>	<p>Drop – Echo Black</p>  <p>Small (2¾" x 2") I Large (4" x 2¾") K</p>	<p>Drop - Amber / 24K Gold</p>  <p>Small (2¾" x 2") H Large (4" x 2¾") J</p>
<p>Drop – Amber</p>  <p>Small (2¾" x 2") H Large (4" x 2¾") J</p>	<p>Drop – Black / 24K Gold</p>  <p>Small (2¾" x 2") I Large (4" x 2¾") K</p>	<p>Drop – Black</p>  <p>Small (2¾" x 2") H Large (4" x 2¾") J</p>	<p>Drop - Blue / 24K Gold</p>  <p>Small (2¾" x 2") I Large (4" x 2¾") K</p>

ONA COSMOPOLITAN ArtGlass FINIALS

Order by name. Price by letter group **A-Z**

<p>Drop – Blue</p>  <p>Small (2¾" x 2") H Large (4" x 2¾") J</p>	<p>Drop – Clear</p>  <p>Small (2¾" x 2") H Large (4" x 2¾") J</p>	<p>Drop - Clear / 24KGold</p>  <p>Small (2¾" x 2") I Large (4" x 2¾") K</p>	<p>Drop - White 24K Gold</p>  <p>Small (2¾" x 2") I Large (4" x 2¾") K</p>
<p>Drop – White</p>  <p>Small (2¾" x 2") H Large (4" x 2¾") J</p>	<p>Drop – Red</p>  <p>Small (2¾" x 2") H Large (4" x 2¾") J</p>	<p>Ellipse – Echo Black</p>  <p>Small (1¼" x 2") I Large (2" x 3¼") K</p>	<p>Ellipse – Amber</p>  <p>Small (1¼" x 2") H Large (2" x 3¼") J</p>
<p>Ellipse – Amber / 24K Gold</p>  <p>Small (1¼" x 2") I Large (2" x 3¼") K</p>	<p>Ellipse – Red</p>  <p>Small (1¼" x 2") H Large (2" x 3¼") J</p>	<p>Ellipse - Black / 24K Gold</p>  <p>Small (1¼" x 2") I Large (2" x 3¼") K</p>	<p>Ellipse -Black</p>  <p>Small (1¼" x 2") H Large (2" x 3¼") J</p>
<p>Ellipse – Blue / 24K Gold</p>  <p>Small (1¼" x 2") I Large (2" x 3¼") K</p>	<p>Ellipse – Blue</p>  <p>Small (1¼" x 2") H Large (2" x 3¼") J</p>	<p>Ellipse - Clear / 24K Gold</p>  <p>Small (1¼" x 2") I Large (2" x 3¼") K</p>	<p>Ellipse – Clear</p>  <p>Small (1¼" x 2") H Large (2" x 3¼") J</p>
<p>Ellipse - White / 24K Gold</p>  <p>Small (1¼" x 2") I Large (2" x 3¼") K</p>	<p>Ellipse – White</p>  <p>Small (1¼" x 2") H Large (2" x 3¼") J</p>	<p>Ellipse – Earth</p>  <p>Small (1¼" x 2") I Large (2" x 3¼") K</p>	<p>Ellipse - Fiore / Green</p>  <p>Small (1¼" x 2") I Large (2" x 3¼") K</p>
<p>Ellipse - Fiore / Yellow</p>  <p>Small (1¼" x 2") I Large (2" x 3¼") K</p>	<p>Ellipse - Abstract / Blue</p>  <p>Small (1¼" x 2") I Large (2" x 3¼") K</p>	<p>Ellipse - Abstract / Multi</p>  <p>Small (1¼" x 2") I Large (2" x 3¼") K</p>	<p>Ellipse – Orange</p>  <p>Small (1¼" x 2") I Large (2" x 3¼") K</p>

ONA COUTURE ArtGlass FINIALS

ONA COUTURE ArtGlass finials and holdbacks. Hand blown and crafted in the U.S.A., each piece is an individual piece of art and will have its own unique characteristics. All styles available in the colors below. 24 K Gold- Leaf gilding available for an Upcharge. Subtle variations in shape, color and size are to be expected. Non-returnable.

Order by name. Price by letter group **A-Z**

Cobalt 	Flame Red 	Aubergine Spots 	Clear 	Amber 	Jet Black 	*24K White Gold inside  <i>*upcharge</i>	*24K Gold inside  <i>*upcharge</i>	*24K White Gold outside  <i>*upcharge</i>	*24K Gold outside  <i>*upcharge</i>
--	---	---	---	---	---	---	--	---	---

Babe

(Color shown: Aubergine Spots / rod finish: Gilt)



For 1" Rod (~7¼" long) **I** std color add **H** for leaf
For 1-5/8" Rod (~8½" long) **U** std color add **H** for leaf

Goya

(Color shown: Flame Red / rod finish: Henna)



For 1" Rod (~5¼" long) **I** std color add **H** for leaf
For 1-5/8" Rod (~8" long) **U** std color add **H** for leaf

Lascar

(Color shown: 24K White Gold-Leaf inside / rod finish: Matte Brass plated)



For 1" Rod (~5¼" long) **I** std color add **H** for leaf
For 1-5/8" Rod (~8½" long) **U** std color add **H** for leaf

Livia

(Color shown: 24K White Gold-Leaf outside / rod finish: Polished Nickel plated)



For 1" Rod (~5¼" long) **I** std color add **H** for leaf
For 1-5/8" Rod (~8½" long) **U** std color add **H** for leaf

Mondor

(Color shown: Amber / rod finish: Shiraz)



For 1" Rod (~5¼" long) **I** std color add **H** for leaf
For 1-5/8" Rod (~6¼" long) **U** std color add **H** for leaf

Pasha

(Color shown: Cobalt / rod finish: Brite Silver)



For 1" Rod (~4¼" long) **I** std color add **H** for leaf
For 1-5/8" Rod (~6½" long) **U** std color add **H** for leaf

Scirocco

(Color shown: Clear / rod finish: Polished Nickel plated)



For 1" Rod (~4" long) **I** std color add **H** for leaf
For 1-5/8" Rod (~6" long) **U** std color add **H** for leaf

Sphere

(Color shown: Clear / Polished Nickel plated)



For 1" Rod (~2 ¼" diameter) **I** std color add **H** for leaf
For 1-5/8" Rod (~3" diameter) **U** std color add **H** for leaf

ONA COUTURE ArtGlass HOLDBACKS

Wrap around Holdbacks are available in all finial styles. Specify finial style, color & mount finish. Finial and mount priced separately.

Order by name. Price by letter group **A - Z+ Mount**

Wrap Around Mount **A - Z+ Mount**

Livia (Color shown: 24K White Gold-Leaf outside / Brushed Nickel)

Wrap around mount dimensions: 5" x 5" not including Finial.
Custom dimensions available.



ONALUX™ FINIALS

Add an exciting touch of color with our new **ONALUX™** finials and holdbacks. Made of a proprietary resin and available in three styles. Available in a wide range of brilliant colors and earth tones. Made in the U.S.A. **Order by name. Price by letter group A - Z**

ONALUX™ Ball Finial

Rod finish: *Natural Iron* / Color: *Ice*



Small Ball (2-1/8") for 3/4" & 1" rods. **H**
 Large Ball (3") for 1-5/8" rods. **J**
 Available in all colors listed below

ONALUX™ Bell Finial*

Rod Finish: *Gilded Silver* / Color: *Clear*



Small Bell (1-5/8" x 2 1/2") for 3/4" & 1" rods. **J**
 Large Bell (2 1/4" x 3 1/2") for 1-5/8" rods. **L**
 Available in all colors listed below.
 *Shape may vary slightly.

ONALUX™ Cylinder Finial

Rod finish: *Gilded Silver* / Color: *Clear*




Small Cylinder (2" x 1-3/8")
 Available for 3/4" & 1" rods. **I**
 Available in Clear only.

ONALUX™ HOLDBACKS

ONALUX™ Holdbacks are available with two mounting styles. Specify finial style and color, type of mount and finish. ONALUX™ finial and mount priced separately. **Order by name. Price by letter group A - Z+Mount**

Wrap Around Mount **Price group+Mount**

Small Ball: Clear / Brushed Nickel



Wrap around mount dimensions: 5" x 5" not including Finial.
 Custom dimensions available.

Post Mount **Price group+Mount**

Small Bell: Ivory / Brushed Nickel



Post mount adjusts 3" – 5". Custom projection available.



ONALUX™ COLORS

Amber Opal



Amethyst



Azure



Black & Tan



Black Diamond



Black Quartz



Ceylon



Chartreuse



Citrine



Clear



Coral



Emerald



Fire Opal



Garnet



Ice



Ivory



Lavender



Lemon



Lime



Marble



ONALUX™ COLORS

<p>Mottled Sapphire</p> 	<p>Obsidian</p> 	<p>Olive</p> 	<p>Patriot Blue</p> 
<p>Pink Quartz</p> 	<p>Purple Quartz</p> 	<p>Quartz</p> 	<p>Red</p> 
<p>Red Onyx</p> 	<p>Red Sapphire</p> 	<p>Sauterne</p> 	<p>Septarian</p> 
<p>Smoky Topaz</p> 	<p>Tangerine</p> 	<p>Tiger Iron</p> 	<p>Tomato</p> 
<p>Turquoise</p> 	<p>Turquoise Sapphire</p> 	<p>Violet</p> 	<p>Violet Strikes</p> 














ONA ECO-FINIALS

ONA ECO-FINIALS are made with environmentally friendly zero waste filament utilizing 3D print technology. Custom sizes and designs available per quote. Great for historic recreations. Available in Standard finishes only. MADE IN USA.



Small Finials for 1" rods. Large Finials for 1-5/8" rods. Order by name. Price by letter group **A - Z**

<p>Adams Finish: <i>Brushed Nickel</i></p>  <p>Small (3½"x2¼") J Large (5"x3") J</p>	<p>Affina Finish: <i>Gilt</i></p>  <p>Small (4"x2½") K Large (4¾"x3") L</p>	<p>Annapolis Finish: <i>Winter</i></p>  <p>Small (4"x2¼") K Large (4¾"x3") L</p>
<p>Baroque Finish: <i>Gilt</i></p>  <p>Small (3"x2½") K Large (3½"x3") L</p>	<p>Barossa Finish: <i>Gilt</i></p>  <p>Small (4"x3") K Large (5¼"x4½") L</p>	<p>Botanica Finish: <i>Sepia</i></p>  <p>Small (4¼"x2") K Large (5"x2½") L</p>
<p>Bristlecone Finish: <i>Pewter</i></p>  <p>Small (4½"x2¼") K Large (5"x3") L</p>	<p>Buffalo Finish: <i>Sepia</i></p>  <p>Small (2½"x3") K Large (3"x3½") L</p>	<p>Carlton Finish: <i>Burnished Bronze</i></p>  <p>Small (5½"x3") K Large (6"x3¾") L</p>
<p>Cecily Finish: <i>Gilt</i></p>  <p>Small (4"x2¼") J Large (4½"x3") K</p>	<p>Charleston Finish: <i>Platinum</i></p>  <p>Small (5¼"x2¾") J Large (6"x3½") J</p>	<p>Darlington Finish: <i>Gilt</i></p>  <p>Small (3¾"x2¼") K Large (4"x3") L</p>
<p>Dunwood Finish: <i>Winter</i></p>  <p>Small (4½"x2½") K Large (5¼"x3¾") L</p>	<p>Elephant Finish: <i>Pewter</i></p>  <p>Small (4¼"x2¼") J Large (5"x3") K</p>	<p>Fenmore Finish: <i>Brushed Nickel</i></p>  <p>Small (4¾"x1¾") J Large (5½"x2½") J</p>
<p>Geneva Finish: <i>Antique Brass</i></p>  <p>Small (4¼"x2") K Large (5"x2½") L</p>	<p>Horse Finish: <i>Antique Brass</i></p>  <p>Small (2½"x2¾") J Large (3¼"x3½") K</p>	<p>Jacqueline Finish: <i>Sepia</i></p>  <p>Small (3½"x2¾") K Large (4¼"x3¼") L</p>



ONA ECO-FINIALS

ONA ECO-FINIALS are made with environmentally friendly zero waste filament utilizing 3D print technology. Custom sizes and designs available per quote. Great for historic recreations. Available in Standard finishes only. MADE IN USA.









Small Finials for 1" rods. Large Finials for 1-5/8" rods. Order by name. Price by letter group **A - Z**







<p>Jazz Finish: <i>Gilt</i></p>  <p>Small (4¼"x2") J Large (5"x3") J</p>	<p>Jubilee Finish: <i>Gilt</i></p>  <p>Small (3¾"x2¼") K Large (5"x2½") L</p>	<p>Lion Finish: <i>Gilt</i></p>  <p>Small (2¾"x2¾") J Large (3½"x3½") K</p>
<p>Marisol Finish: <i>Henna</i></p>  <p>Small (5½"x2¾") K Large (6¼"x3½") L</p>	<p>Monkey Fist Finish: <i>Henna</i></p>  <p>Small (3¾"x2¼") J Large (4"x3") J</p>	<p>Naples Finish: <i>Brushed Nickel</i></p>  <p>Small (3¾"x3") J Large (4¼"x3") J</p>
<p>Orleans Finish: <i>Mica</i></p>  <p>Small (4½"x3¾") K Large (5"x4½") L</p>	<p>Parlor Finish: <i>Pewter</i></p>  <p>Small (3¾"x2½") J Large (4"x3¾") J</p>	<p>Pavilion Finish: <i>Gilt</i></p>  <p>Small (5½"x2¼") K Large (6"x3") L</p>
<p>Purdue Finish: <i>Black</i></p>  <p>Small (4½"x2") K Large (5¼"x2¾") L</p>	<p>Ram Finish: <i>Brushed Nickel</i></p>  <p>Small (2¾"x2") J Large (3½"x2¾") K</p>	<p>Roulette Finish: <i>Brite Silver</i></p>  <p>Small (4¼"x2") K Large (5"x2¾") L</p>
<p>Seaside Finish: <i>Antique Brass</i></p>  <p>Small (4¼"x3½") J Large (5"x4¼") J</p>	<p>Striato Finish: <i>Gilt</i></p>  <p>Small (3¾"x1¾") J Large (4½"x2½") K</p>	<p>Swirl Finish: <i>Mica</i></p>  <p>Small (3¾"x2¼") J Large (4½"x3") K</p>
<p>Toulouse Finish: <i>Gilt</i></p>  <p>Small (4¼"x2¼") J Large (5"x3") K</p>	<p>Valentina Finish: <i>Sepia</i></p>  <p>Small (4¼"x2¼") J Large (5"x3") K</p>	<p>Yorkton Finish: <i>Brushed Nickel</i></p>  <p>Small (4¼"x3") K Large (6½"x4") L</p>

BRACKETS

All brackets are sold individually. Brackets will be made to coordinate with the rod size and style ordered. Most brackets are drop in style and feature a set screw that securely locks the rod in place after installation. **Projection is measured from the wall to the center of the rod.** Touch up paint is included to match screw heads if alternate mounting hardware is required. Professional installation into studs or wood backing is recommended. Brackets are available in the styles below.

<p>Standard Style Brackets</p>  <p>Standard brackets are our most popular style. Strong and simple.</p>	<p>Deco Style Brackets</p>  <p>Deco brackets feature a decorative base and provide a solid installation.</p>	<p>Square Style Brackets</p>  <p>Square brackets provide a clean look and a solid installation.</p>	<p>Round Style Brackets</p>  <p>Round brackets provide a contemporary look.</p>
<p>Block Style Brackets</p>  <p>Contemporary brackets that provide a solid installation. Also recommended for use with <i>GROMMAVERSE™</i> rods.</p>	<p>Heavy Duty Style Brackets</p>  <p>Available for 1-5/8" rods only.</p> <p>Heavy Duty brackets for 1-5/8" rods only. Recommended for <u>heavy panels</u>, and <i>Onaverse™</i> rods.</p>	<p>Café Style Brackets</p>  <p>Delicate small brackets for small café curtains and door panels.</p>	<p>Wood Pole Brackets</p>  <p>For 1-3/8", 2", 2 1/4" & 3" diameter wood poles.</p>

Bracket Accents & Accessories

<p>Rolled Ends</p>  <p>Rolled ends can be added to any of our brackets for an additional charge. Both ends are rolled on Standard brackets. Only the bowl will be rolled on Center, Deco and Round style brackets. Price per end plus bracket.</p>	<p>Hammered Ends</p>  <p>Hammered ends can be added to any of our brackets for an additional charge. Both ends are hammered on Standard brackets. Only the bowl will be hammered on Center, Deco and Round style brackets. Price per end plus bracket.</p>	<p>Welded Rosette</p>  <p><i>Marguerite shown</i> Rosette can be welded to the face of bracket for an additional charge. Specify Rosette style.</p>
<p>Leafed</p>  <p>Leafed accent can be welded to the face of any bracket except Café bracket for an additional charge.</p>	<p>Screw on Rosette</p>  <p><i>Maiden shown</i></p> <p>A decorative screw on rosette can be ordered to replace set screw on face of Tapestry style brackets. Price rosette in addition to bracket. Specify rosette style.</p>	<p>Professional Set Screw Driver</p>  <p>A must have if you plan to install multiple rods. Ratcheting action saves installation time. Includes 3 bits. Additional bits available.</p>

STANDARD STYLE BRACKETS

Standard Brackets have clean lines, unobtrusive styling. They are our most popular style. *We have endless custom capabilities; call us if you need a bracket you don't see in our catalog.*

Order by Name
Price by letter group **A - Z**

Standard **B**



Our most popular style.

Projection: 3½"
Base: 1" x 4"
Standard brackets are our most popular style. Strong and simple. A great choice for most applications.

Custom **D**



Projection: 6"
Base: 1" x 4"
Specify projection if other than 6".
Specify Base if other than 4".

Braced **H**



A welded brace is recommended for projections over 6".
Specify projection.
Base: 1" x 4"

Double **E**



Projection: 3" & 6"
Base: 1" x 4"

Adjustable **D**




Projection adjusts from 3" – 4¼"
(3½" – 4¾" for 1-5/8" rods)
Base: 1" x 4"
Recommended for use with bay and curved rods.

Custom Adjustable **E**



Specify projection
(2½" min., 3½" for 1-5/8" rods)
Range of adjustment is 1¼".
Base: 1" x 4"

Staggered **H**



Projection: 3" & 6"
Base: 1" x 4"
For rods up to 1", under rod bracket is 2½" below the over rod bracket.
For 1-5/8" rods, under rod bracket is 3-3/8" below the over rod bracket.

Center Double **G**

Use as a center support only.



Projection: 3" & 6"
Base: 3½" x 1" (except for 1-5/8")
For 1-5/8" rod – Base: 3½" x 1½"
When using heavy panels or spanning very wide openings, we suggest using a Double bracket instead of a center bracket.

Center **D**

Use as a center support only.



Projection: 3½"
Base: 3½" x 1" (except for 1-5/8")
For 1-5/8" rod – Base: 3½" x 1½"
When using heavy panels or spanning very wide openings, we suggest using a Standard bracket instead of a center bracket.

Center Custom **E**

Use as a center support only.



Projection: 6"
Base: 3½" x 1" (except for 1-5/8")
For 1-5/8" rod – Base: 3½" x 1½"
Specify projection if other than 6".
When using heavy panels or spanning very wide openings, we suggest using a Custom bracket instead of a center bracket.

Center Adjustable **F**

Use as a center support only.



Projection adjusts from 3" – 4¼"
(3½" – 4¾" for 1-5/8" rods).
Base: 3½" x 1" (except for 1-5/8")
For 1-5/8" rod – Base: 3½" x 1½"
When using heavy panels or spanning very wide openings, we suggest using an Adjustable bracket instead of a center bracket.

Center Custom Adjustable **G**

Use as a center support only.



Specify projection.
(2½" min., 3½" for 1-5/8" rods)
Range of adjustment is 1¼".
Base: 3½" x 1" (except for 1-5/8")
For 1-5/8" rod – Base: 3½" x 1½"
When using heavy panels or spanning very wide openings, we suggest using a Custom Adjustable bracket instead of a center bracket.

STANDARD STYLE BRACKETS

Continued

Standard Brackets have clean lines, unobtrusive styling. They are our most popular style. *We have endless custom capabilities; call us if you need a bracket you don't see in our catalog.*

Order by Name
Price by letter group **A - Z**

*Tapestry **B**



½" clearance to back of rod.
Base: 1" x 4"
Optional screw on rosette available to replace set screw.
Note: Some finials & rings may require more clearance. Please call if unsure.
**See hooks that may also be used for tapestry applications.*

Swivel **G**

Base swivels to allow installation in different positions.



Projection adjusts from 3" - 4".
Base: 1" x 3½" (except for 1-5/8")
For 1-5/8" rod - Base: 1½" x 3½"
Recommended as a center support for ½" & ¾" solid French Rods. Recommended for use with arch top rods.

Custom Swivel **H**

Base swivels to allow installation in different positions.



Specify anticipated projection. (1½" min., 2" for 1-5/8" rods)
Recommended as a center support for ½" & ¾" solid French Rods. Recommended for use with arch top rods.

Pass Through **G**

Base swivels to allow installation in different positions.



Projection adjusts from 3" - 4".
Base: 1" x 3½" (except for 1-5/8")
For 1-5/8" rod - Base: 1½" x 3½"
Not for ceiling installation. Not for use with French rods unless spliced.

Ceiling **E**

Ceiling brackets will be made to the minimum drop measured from the ceiling to the top of the rod. O.A.L. (overall length) is also indicated.



Base: 3½" x 1"
½" rods drop = 1¼", O.A.L. = 2"
¾" round drop = 1-3/8", O.A.L. = 2-3/8"
¾" twist, drop = 1-5/8", O.A.L. = 2-7/8"
1" rods, drop = 1-5/8", O.A.L. = 2-7/8"
1-5/8" rods, drop = 2-1/8", O.A.L. = 4"

Custom Ceiling **F**

Up to 6" drop



Ceiling Stem **M**

3/8" round stem for lengthy drops over 6".



Specify drop measured from the ceiling to the top of the rod
Note: If specified drop is less than the minimum, the rod will not drop into the bracket and must be inserted through the side.

Custom Pass Through **H**

Base swivels to allow installation in different positions.



Specify anticipated projection (1½" min., 2" for 1-5/8" rods)
Not for ceiling installation. Not for use with French rods unless spliced.

Square Socket **B**



Base: 1½" x 3"
Specify left or right.
When ordering, specify exact inside mount dimensions. We will make deductions.

Low profile Socket **B**

Provides a minimal look.



For inside mounting.
Specify left or right.
When ordering, specify exact inside mount dimensions. We will make deductions.


Corner **L**



Allows installation directly into a corner. Projection adjusts from 3"-5". Hinged Base: 3" x 3".
Splices into 1" rods. Fits over ½" & ¾" rods. Not recommended for use with 1-5/8" rods.
Specify wall angles and back wall measurements. We will make deductions.
Not recommended for use with heavy treatments.

Bypass **J**

For 1" & 1-5/8" rods only.
Must use "C" rings.
Projection adjusts from 3" - 4".
Base: 1" x 3½" (except for 1-5/8")
For 1-5/8" rod - Base: 1½" x 3½"



Custom Bypass **K**

Specify anticipated projection (1½" min., 2" for 1-5/8" rods)

Double Bypass **P**



For 1" & 1-5/8" rods only.
Available for special applications.
For use with 1" & 1-5/8" rods only.
Must use "C" rings.

Ceiling Bypass **M**

For 1" & 1-5/8" rods only.
2" Projection.
1" rod, drop to top of rod: 1-5/8"
1-5/8" rod, drop to top of rod: 2-1/8"



Custom Ceiling Bypass **O**

Custom drop or projection (2" minimum)


DECO

STYLE BRACKETS

Deco Brackets feature a decorative base and provide for a solid installation.


Order by Name
Price by letter group **A-Z**

Deco **D**



Projection: 3½"
Base: 1½" x 3½"

Deco Custom **E**



Specify projection up to 6".
Base: 1½" x 3½"

Deco Braced **H**



A welded brace is recommended for projections over 6".
Specify Projection.
Base: 1½" x 3½"

Deco Adjustable **F**



Projection adjusts from 3" – 4¼"
(3½" – 4¾" for 1-5/8" rods).
Base: 1½" x 3½"
Recommended for use with bay and curved rods.

Deco Custom Adjustable **G**



Specify projection
(2½" min., 3½" for 1-5/8" rods)
Range of adjustment is 1¼".
Base: 1½" x 3½".

Deco Center **D**

Use as a center support only.



Projection: 3½"
Base: 3½" x 1½"
When using heavy panels or spanning very wide openings, we suggest using a Deco bracket instead of a Center bracket.

Deco Custom Center **E**

Use as a center support only.



Projection: 6". Specify if other.
Base: 3½" x 1½"
When using heavy panels or spanning very wide openings, we suggest using a Deco Custom bracket instead of a Center bracket.

Deco Center Adjustable **F**

Use as a center support only.



Projection adjusts from 3" – 4¼"
(3½" – 4¾" for 1-5/8" rods).
Base: 3½" x 1½"
When using heavy panels or spanning very wide openings, we suggest using a Deco Adjustable bracket instead of a Center bracket.

Deco Center Custom Adjustable **G**

Use as a center support only.



Specify projection.
(2½" min., 3½" for 1-5/8" rods)
Range of adjustment is 1¼".
When using heavy panels or spanning very wide openings, we suggest using a Deco Custom Adjustable bracket instead of a Center bracket.

Deco Socket **B**



Base: 1½" x 3½".
Specify left or right.
When ordering, specify exact inside mount dimensions. We will make deductions.

Low profile Socket **B**

Provides a minimal look.



For inside mounting.
Specify left or right.
When ordering, specify exact inside mount dimensions. We will make deductions.

*Deco Tapestry **B**



½" clearance to back of rod.
Base: 1½" x 3½".
Optional screw on rosette available to replace set screw.
Note: Some finials & rings may require more clearance. Please call if unsure.
*See hooks that may also be used for tapestry applications.

DECO

STYLE BRACKETS

continued

Deco Brackets feature a decorative base and provide for a solid installation.

Order by Name
Price by letter group **A-Z**

Deco Double **G**



Projection: 3" & 6"
Base: 1½" x 3½"

Deco Double Center **G**

Use as a center support only.




Projection: 3" & 6"
Base: 3½" x 1½"

When using heavy panels or spanning very wide openings, we suggest using a Deco Double bracket instead of a Center bracket.

Deco Swivel **G**

Base swivels to allow installation in different positions.



Projection adjusts from 3" – 4".
Base: 1½" x 3½"
Recommended as a center support for ½" & ¾" solid French Rods. Recommended for use with arch top rods.

Deco Custom Swivel **H**



Specify anticipated projection. (1½" min., 2" for 1-5/8" rods)
Base: 1½" x 3½"
Recommended as a center support for ½" & ¾" solid French Rods. Recommended for use with arch top rods.

Deco Ceiling **E**

Ceiling brackets will be made to the minimum drop measured from the ceiling to the top of the rod. O.A.L. (overall length) is also indicated.



Base: 3½" x 1½"
½" rods drop = 1¼", O.A.L. = 2"
¾" round rods drop = 1-3/8", O.A.L. = 2-3/8"
¾" twist rods, drop = 1-5/8", O.A.L. = 2-7/8"
1" rods, drop = 1-5/8", O.A.L. = 2-7/8"
1-5/8" rods, drop = 2-1/8", O.A.L. = 4"

Deco Custom Ceiling **F**

Up to 6" drop



Deco Ceiling Stem **M**


3/8" round stem for lengthy drops over 6".



Specify drop measured from the ceiling to the top of the rod
Note: If specified drop is less than the minimum, the rod will not drop into the bracket and must be inserted through the side.

Deco Pass Through **G**

Base swivels to allow installation in different positions.



Projection adjusts from 3" – 4".
Base: 1½" x 3½"
Not for ceiling installation. Not for use with French rods unless spliced.

Deco Custom Pass Through **H**


Base swivels to allow installation in different positions.



Specify anticipated projection. (1½" min., 2" for 1-5/8" rods)
Base: 1½" x 3½"
Not for ceiling installation. Not for use with French rods unless spliced.

Deco Bypass **J**

For 1" & 1-5/8" rods only.
Projection adjusts from 3" – 4".



Deco Custom Bypass **K**
Specify anticipated projection (1½" min., 2" for 1-5/8" rods)

Available for special applications. Recommended for large curved rods or excessive spans. For use with 1" & 1-5/8" rods only. Must use "C" rings. Call us to discuss your treatment.

Deco Double Bypass **P**



Bypass Assembly shown with Rod and Ring.



Double Bypass assembly shown with rods & rings.



Deco Ceiling Bypass **M**

For 1" & 1-5/8" rods only.
2" Projection.
1" rod, drop to top of rod: 1-5/8"
1-5/8" rod, drop to top of rod: 2-1/8"




Deco Custom Ceiling Bypass **O**
Custom drop or projection (2" minimum)

Square STYLE BRACKETS

Square Brackets provide a clean look and a solid installation.


Order by Name
Price by letter group **A-Z**

Square **D**




Projection: 3½".
Base: 1½" x 3".

Square Custom **E**




Specify projection up to 6". Base:
1½" x 3".

Square Braced **H**



A welded brace is recommended
for projections over 6".
Specify Projection.
Base: 1½" x 3".

Square Adjustable **F**



Projection adjusts from 3" – 4¼"
(3½" – 4¾" for 1-5/8" rods).
Base: 1½" x 3".
Recommended for use with bay
and curved rods.

Square Custom Adjustable **G**



Specify projection
(2½" min., 3½" for 1-5/8" rods)
Range of adjustment is 1¼".
Base: 1½" x 3".

Square Center **D**

Use as a center support only.



Projection: 3½"
Base: 3" x 1½"
*When using heavy panels or spanning
very wide openings, we suggest using
a Square bracket instead of a Center
bracket.*

Square Custom Center **E**

Use as a center support only.



Projection: 6". Specify if other.
Base: 3" x 1½"
*When using heavy panels or
spanning very wide openings, we
suggest using a Square Custom
bracket instead of a Center
bracket.*

Square Center Adjustable **F**

Use as a center support only.



Projection adjusts from 3" – 4¼"
(3½" – 4¾" for 1-5/8" rods).
Base: 3" x 1½"
*When using heavy panels or
spanning very wide openings, we
suggest using a Square Adjustable
bracket instead of a Center bracket.*


Square Center Custom Adjustable **G**

Use as a center support only.



Specify projection.
(2½" min., 3½" for 1-5/8" rods)
Range of adjustment is 1¼".
*When using heavy panels or spanning
very wide openings, we suggest using
a Square Custom Adjustable bracket
instead of a Center bracket.*

Square Socket **B**



Base: 1½" x 3"
Specify left or right.
When ordering, specify exact inside
mount dimensions. We will make
deductions.


Low profile Socket **B**

Provides a minimal look.



For inside mounting.
Specify left or right.
When ordering, specify exact
inside mount dimensions. We
will make deductions.

*Square Tapestry **B**



½" clearance to back of rod.
Base: 1½" x 3". Optional screw on
rosette available to replace set
screw.

**Note: Some finials & rings may
require more clearance. Please call
if unsure.**

*See hooks that may also be used
for tapestry applications.

Square STYLE BRACKETS

continued

Square Brackets provide a clean look and a solid installation. The Base: 1-1/2" x 3".

Order by Name
Price by letter group **A-Z**

Square Double **G**



Projection: 3" & 6"
Base: 1½" x 3"

Square Double Center **G**

Use as a center support only.



Projection: 3" & 6"
Base: 3" x 1½"

When using heavy panels or spanning very wide openings, we suggest using a Square Double bracket instead of a Center bracket.

Square Swivel **G**



Projection adjusts from 3" – 4".
Base: 1½" x 3"
Recommended as a center support for ½" & ¾" solid French Rods. Recommended for use with arch top rods.

Square Custom Swivel **H**



Specify anticipated projection. (1½" min., 2" for 1-5/8" rods)
Base: 1½" x 3"
Recommended as a center support for ½" & ¾" solid French Rods. Recommended for use with arch top rods.

Square Ceiling **E**

Ceiling brackets will be made to the minimum drop measured from the ceiling to the top of the rod. O.A.L. (overall length) is also indicated.



Base: 3" x 1½".
½" rods drop = 1¼", O.A.L. = 2"
¾" round rods drop = 1-3/8", O.A.L. = 2-3/8"
¾" twist rods, drop = 1-5/8", O.A.L. = 2-7/8"
1" rods, drop = 1-5/8", O.A.L. = 2-7/8"
1-5/8" rods, drop = 2-1/8", O.A.L. = 4"

Square Custom Ceiling **F**

Up to 6" drop



Square Ceiling Stem **M**


3/8" round stem for lengthy drops over 6".



Specify drop measured from the ceiling to the top of the rod
Note: If specified drop is less than the minimum, the rod will not drop into the bracket and must be inserted through the side.

Square Pass Through **G**

Base swivels to allow installation in different positions.



Projection adjusts from 3" – 4".
Base: 1½" x 3"
Not for ceiling installation. Not for use with French rods unless spliced.

Square Custom Pass Through **H**


Base swivels to allow installation in different positions.



Specify anticipated projection. (1½" min., 2" for 1-5/8" rods)
Base: 1½" x 3½"
Not for ceiling installation. Not for use with French rods unless spliced.

Square Bypass **J**

For 1" & 1-5/8" rods only.
Projection adjusts from 3" – 4".



Square Custom Bypass **K**

Specify anticipated projection (1½" min., 2" for 1-5/8" rods)

Available for special applications. Recommended for large curved rods or excessive spans. For use with 1" & 1-5/8" rods only. Must use "C" rings. Call us to discuss your treatment.

Square Double Bypass **P**



Bypass Assembly shown with Rod and Ring.



Double Bypass assembly shown with rods & rings.



Square Bypass Ceiling **M**

For 1" & 1-5/8" rods only.
2" Projection.
1" rod, drop to top of rod: 1-5/8"
1-5/8" rod, drop to top of rod: 2-1/8"



Square Custom Ceiling Bypass **O**


Custom drop or projection (2" minimum)

ROUND STYLE BRACKETS

Round Brackets offer versatile style for lightweight to medium weight treatments. Base: 2" diameter, good for limited installation spaces.

Order by Name
Price by letter group **A - Z**

Round **D**



Projection: 3½"
Base: 2" round.

Round Custom **E**



Specify projection up to 6".
Base: 2" round.

Low profile Socket **B**

Provides a minimal look.



For inside mounting.
Specify left or right.
When ordering, specify exact inside mount dimensions. We will make deductions.

Round Adjustable **F**



Projection adjusts from 3" – 4¼" (3½" – 4¾" for 1-5/8" rods).
Base: 2" round
Recommended for use with bay rods, curved rods or returns.

Round Custom Adjustable **G**



Specify projection.
(2¼" min., 3½" for 1-5/8" rods)
Base: 2" round.
Range of adjustment is 1¼".

Round Double **C**



Projection is 3" & 6".
Base: 2" round

Round Swivel **G**



Projection adjusts from 3" – 4".
Base: 2" round
Recommended as a center support for French Rods with round bases. Recommended for use with arch top rods.

Round Custom Swivel **H**



Specify anticipated projection.
(1½" min., 2" for 1-5/8" rods)
Base: 2" round
Recommended as a center support for French Rods with round bases. Recommended for use with arch top rods.

Round Pass Through **C**



Projection adjusts from 3" – 4".
Base: 2" round
Not for ceiling installation. Not for use with French rods unless spliced.

Round Custom Pass Through **H**



Specify anticipated projection.
(1½" min., 2" for 1-5/8" rods)
Base: 2" round

Not for ceiling installation. Not for use with French rods unless spliced.

Round Ceiling **E**



Ceiling brackets will be made to the minimum drop measured from the ceiling to the top of the rod. O.A.L. (overall length) is also indicated.
Base: 2" round.
½" rods drop = 1¼", O.A.L. = 2"
¾" round rods drop = 1-3/8", O.A.L. = 2-3/8"
¾" twist rods, drop = 1-5/8", O.A.L. = 2-7/8"
1" rods, drop = 1-5/8", O.A.L. = 2-7/8"
1-5/8" rods, drop = 2-1/8", O.A.L. = 4"

Custom Round Ceiling **F**

Up to 6" drop



Round Ceiling Stem **M**
3/8" round stem for lengthy drops over 6".



Specify drop measured from the ceiling to the top of the rod
Note: If specified drop is less than the minimum, the rod will not drop into the bracket and must be inserted through the side.

Round Bypass **J**

For 1" & 1-5/8" rods only. Must use "C" rings.
Projection adjusts from 3" – 4".



Round Custom Bypass **K**
Specify anticipated projection
(1½" min., 2" for 1-5/8" rods)

Round Ceiling Bypass **M**

For 1" & 1-5/8" rods only.
2" Projection.
1" rod, drop to top of rod: 1-5/8"
1-5/8" rod, drop to top of rod: 2-1/8"



Round Custom Ceiling Bypass **O**


Custom drop or projection
(2" minimum)

BLOCK STYLE BRACKETS

Block Brackets provide a minimal and modern look. A thin and sturdy design is ideal for use with heavier treatments. Block brackets are recommended for use with heavy panels or **ONAVERSE™** and **GROMMAVERSE™** traverse rods. Not available for square rods.


Order by Name
Price by letter group **A - Z**

Block Bracket **I**



Projection: 3½"
Base for ½" rods: 1"x 2½"
Base for ¾" rods: 1¼"x 2¾"
Base for 1" & ¾" twist rods: 1½"x 3"
Base for 1-5/8" Rods: 2¼"x 4½"

Block Custom **J**



Projection: 6"; 6½" for 5/8" rods. Specify if other.
Base for ½" rods: 1"x 2½"
Base for ¾" rods: 1¼"x 2¾"
Base for 1" & ¾" twist rods: 1½"x 3"
Base for 1-5/8" rods: 2¼"x 4½"

Block Center **L**


Use as a center support only.



Projection: 3½"
Base for ½" rods: 2½" x 1"
Base for ¾" rods: 2¾" x 1¼"
Base for 1" & ¾" twist rods: 3" x 1½"
Base for 1-5/8" Rods: 4½" x 2¼"


Block Custom Center **M**

Use as a center support only.



Projection: 6"; 6½" for 5/8" rods. Specify if other.
Base for ½" rods: 2½" x 1"
Base for ¾" rods: 2¾" x 1¼"
Base for 1" & ¾" twist rods: 3" x 1½"
Base for 1-5/8" rods: 4½" x 2¼"


Block Double **K**



Projection: 3" - 6" except 1-5/8" rods.
Projection: 3½" - 6½" for 1-5/8" rods.
Base for ½" rods: 1"x 2½"
Base for ¾" rods: 1¼"x 2¾"
Base for 1" & ¾" twist rods: 1½"x 3"
Base for 1-5/8" rods: 2¼"x 4½"

Block Double Center **K**

Use as a center support only.



Projection: 3" - 6" except 1-5/8" rods. Projection: 3½" - 6½" for 1-5/8" rods.
Base for ½" rods: 2½" x 1"
Base for ¾" rods: 2¾" x 1¼"
Base for 1" & ¾" twist rods: 3" x 1½"
Base for 1-5/8" rods: 4½" x 2¼"

Square Socket **B**



Base: 1½" x 3"
Specify left or right.
When ordering, specify exact inside mount dimensions. We will make deductions.


Low profile (LP) Socket **B**

Provides a minimal look.



For inside mounting.
Specify left or right.
When ordering, specify exact inside mount dimensions. We will make deductions.


Block Ceiling **N**



Ceiling bracket will be made to the minimum drop measured from the ceiling to the top of the rod. O.A.L. (overall length) is also indicated below.
½" rods drop = 1", O.A.L. = 1¾"
¾" round drop = 1", O.A.L. = 2"
¾" twist, drop = 1", O.A.L. = 2-5/8"
1" rods, drop = 1", O.A.L. = 2-5/8"
1-5/8" rods, drop = 1-5/8", O.A.L. = 3½"

Block Custom Ceiling **N**

Specify drop measured from the ceiling to the top of the rod. Note: If specified drop is less than the minimum, the rod may not drop into the bracket and must be inserted through the side.



Block Bracket - Base Dimensions

Base for ½" round rods: 2½"W x 1"H
Base for ¾" round rods: 2¾"W x 1¼"H
Base for 1" round & ¾" twist rods: 3"W x 1½"H
Base for 1-5/8" round rods 4½" x 2¼"H

We have endless custom capabilities; call us if you need a bracket you don't see in our catalog.


Heavy Duty

All Styles
For 1-5/8" Rods

Heavy Duty Brackets for Onaverse™ Rods, 1-5/8"
Diameter Rods & Heavy Panels

Order by Name
Price by letter group **A-Z**

Heavy Duty **G**



For 1-5/8" rods only.
Projection: 3½"
Base: 1¼" x 4"
1¼" wide x ¼" thick steel for heavy treatments.

Heavy Duty Custom **I**



For 1-5/8" rods only.
Projection: 6½"
Base: 1¼" x 4"
Specify projection if other than 6½".
Specify Base height if other than 4".
4¼" projection required for Motorized Onaverse rods.

Heavy Duty Adjustable **J**



For 1-5/8" rods only.
Projection: 3½" – 4 ¾"
Base: 1¼" x 4"


Heavy Duty Custom Adjustable **J**



For 1-5/8" rods only.
Base: 1¼" x 4"
Specify projection (3½" min).
Range of adjustment is 1¼".

Heavy Duty Center **H**

Use as a center support only.



For 1-5/8" rods only.
Projection: 3½"
Base: 3½" x 1½"
When using heavy panels or spanning very wide openings, we suggest using a Heavy Duty bracket instead of a Center bracket.

Heavy Duty Custom Center **J**

Use as a center support only.



For 1-5/8" rods only.
Projection: 6½". Specify if other.
Base: 3½" x 1½"
When using heavy panels or spanning very wide openings, we suggest using a Heavy Duty Custom bracket instead of a Center bracket.

Heavy Duty Center Adjustable **J**

Use as a center support only.



For 1-5/8" rods only.
Projection: 3½" – 4 ¾"
Base: 3½" x 1½"
When using heavy panels or spanning very wide openings, we suggest using a Heavy Duty Adjustable bracket instead of a Center bracket.

Heavy Duty Custom Center Adjustable **K**

Use as a center support only.



For 1-5/8" rods only.
Base: 3½" x 1½"
Specify projection (3½" min).
Range of adjustment is 1¼".
When using heavy panels or spanning very wide openings, we suggest using a Heavy Duty Custom Adjustable bracket instead of a Center bracket.

Heavy Duty Double **K**



For 1-5/8" rods only.
Projection: 3" & 6½"
Base: 1¼" x 4"

HD Double Motorized Drop In Bracket **C**



For 1-5/8" Motorized Onaverse Rods.
Projection: 4¼" & 9½"
Base: 1¼" x 5½"

Heavy Duty Center Double **L**

Use as a center support only.



For 1-5/8" rods only.
Projection: 3" & 6½"
Base: 3½" x 1½"
When using heavy panels or spanning very wide openings, we suggest using a Heavy Duty Double bracket instead of a Center bracket.

Heavy Duty Staggered **L**



For 1-5/8" rods only.
Projection: 3" & 6½"
Base: 1¼" x 4"
Under rod bracket is 3-3/8" below the over rod bracket.

Square Socket **B**

Base: 1½" x 3"



Low Profile Socket **B**



For inside mounting.
Specify left or right. When ordering, specify exact inside mount dimensions. We will make deductions.


Heavy Duty

All Styles
For 1-5/8" Rods

Heavy Duty Brackets for Onaverse™ Rods, 1-5/8"
Diameter Rods & Heavy Panels


Order by Name
Price by letter group **A-Z**

Square Heavy Duty **H**




For 1-5/8" rods only.
Projection: 3½"
Base: 1½" x 3"

Square Heavy Duty Custom **J**



For 1-5/8" rods only.
Projection: 6½". Specify if other.
Base: 1½" x 3"

Square Heavy Duty Adjustable **J**



For 1-5/8" rods only.
Projection: 3½" – 4 ¾"
Base: 1½" x 3"

Square Heavy Duty Custom Adjustable **K**



For 1-5/8" rods only.
Specify projection (3½" min).
Range of adjustment is 1¼".
Projection: 3½" – 4 ¾"
Base: 1½" x 3"

Square Heavy Duty Center **H**

Use as a center support only.



For 1-5/8" rods only.
Projection: 3½"
Base: 3" x 1½"
When using heavy panels or spanning very wide openings, we suggest using a Square Heavy Duty bracket instead of a Center bracket.

Square Heavy Duty Custom Center **J**


Use as a center support only.



For 1-5/8" rods only.
Projection: 6½". Specify if other.
Base: 3" x 1½"
When using heavy panels or spanning very wide openings, we suggest using a Square Heavy Duty Custom bracket instead of a Center bracket.

Square Heavy Duty Center Adjustable **J**

Use as a center support only.



For 1-5/8" rods only.
Projection: 3½" – 4 ¾".
Base: 3" x 1½".
When using heavy panels or spanning very wide openings, we suggest using a Square Heavy Duty Adjustable bracket instead of a Center bracket.

Square Heavy Duty Center Custom Adj. **K**

Use as a center support only.



For 1-5/8" rods only.
Specify projection (3½" min).
Range of adjustment is 1¼".
Base: 3" x 1½"
When using heavy panels or spanning very wide openings, we suggest using a Square Heavy Duty Custom Adjustable bracket instead of a Center bracket.

Square Heavy Duty Double **L**



For 1-5/8" rods only.
Projection: 3" & 6½"
Base: 1½" x 3"

Square Heavy Duty Center Double **L**

Use as a center support only.
For 1-5/8" rods only.
Projection: 3" & 6½"
Base: 3" x 1½"



When using heavy panels or spanning very wide openings, we suggest using a Square Heavy Duty Double bracket instead of a Center bracket.

Bypass **J**

For 1" & 1-5/8" rods only.
Projection adjusts from 3" – 4".



Bypass Custom **K**

Specify anticipated projection (1½" min., 2" for 1-5/8" rods)

Bypass Assembly shown with Rod and Ring.



Available for special applications. Recommended for large curved rods or excessive spans. For use with 1" & 1-5/8" rods only. Must use "C" rings. Call us to discuss your treatment.

Heavy Duty Double Bypass **P**



Double Bypass assembly shown with rods & rings.




Heavy Duty

All Styles
For 1-5/8" Rods
Continued

Heavy Duty Brackets for Onaverse™ Rods, 1-5/8"
 Diameter Rods & Heavy Panels


Order by Name
Price by letter group **A-Z**

Deco Heavy Duty **H**



For 1-5/8" rods only.
 Projection: 3½"
 Base: 1½" x 3½"

Deco Heavy Duty Custom **J**



For 1-5/8" rods only.
 Projection: 6½". Specify if other.
 Base: 1½" x 3½"

Deco Heavy Duty Adjustable **J**



For 1-5/8" rods only.
 Projection: 3½" – 4 ¾"
 Base: 1½" x 3½"

Deco Heavy Duty Custom Adj. **K**



For 1-5/8" rods only.
 Specify projection (3½" min).
 Range of adjustment is 1¼".

Deco Heavy Duty Center **H**

Use as a center support only.



For 1-5/8" rods only.
 Projection: 3½"
 Base: 3½" x 1½"
When using heavy panels or spanning very wide openings, we suggest using a Deco Heavy Duty bracket instead of a Center bracket.

Deco Heavy Duty Custom Center **J**

Use as a center support only.



For 1-5/8" rods only.
 Projection: 6½". Specify if other.
 Base: 3½" x 1½"
When using heavy panels or spanning very wide openings, we suggest using a Deco Heavy Duty Custom bracket instead of a Center bracket.

Deco Heavy Duty Center Adjustable **J**

Use as a center support only.



For 1-5/8" rods only.
 Projection: 3½" – 4 ¾"
 Base: 3½" x 1½"
When using heavy panels or spanning very wide openings, we suggest using a Deco Heavy Duty Adjustable bracket instead of a Center bracket.


Deco Heavy Duty Center Custom Adj. **K**

Use as a center support only.



For 1-5/8" rods only.
 Specify projection (3½" min).
 Range of adjustment is 1¼".
When using heavy panels or spanning very wide openings, we suggest using a Deco Heavy Duty Custom Adjustable bracket instead of a Center bracket.

Deco Heavy Duty Double **L**



For 1-5/8" rods only.
 Projection: 3" & 6½"
 Base: 1½" x 3½"

Deco Heavy Duty Center Double **L**

Use as a center support only.



For 1-5/8" rods only.
 Projection: 3" & 6½". Base: 3½" x 1½".
When using heavy panels or spanning very wide openings, we suggest using a Deco Heavy Duty Double bracket instead of a Center bracket.

Deco Socket **B**



Base: 1½" x 3½"
 Specify left or right.
 When ordering, specify exact inside mount dimensions. We will make deductions.

Low profile (LP) Socket **B**

Provides a minimal look.



For inside mounting.
 Specify left or right.
 When ordering, specify exact inside mount dimensions. We will make deductions.

Café Brackets

Café Brackets for ½" rods
Smaller, more delicate brackets for café panels, small tapestries, and doors.

Order by Name
Price by letter group **A-Z**

Café **A**

For ½" rods only.



Projection is 1½"
Base: ½" x 2"
For lightweight treatments only.

Café Custom **C**

For ½" rods only.



Specify projection
Base: ½" x 2"
For lightweight treatments only.

Café Center **C**

For ½" rods only.



Projection is 1½"
Base: 2" x ½"
Use as a center support only.
For lightweight treatments only.

Café Custom Center **D**

For ½" rods only.



Specify projection
Base: 2" x ½"
Use as a center support only.
For lightweight treatments only.

*Café Tapestry **B**

For ½" rods only.



¼" clearance to back of rod.
Base: ½" x 2".
**See hooks that may also be used for tapestry applications.*

Optional screw on rosette available to replace set screw.
Note: Some finials & rings may require more clearance. Please call if unsure.

Block Café **I**



Projection is 1-1/4" (the minimum)
Base: 1" x 2½"

Block Café Ceiling **I**



Drop is measured from the ceiling to the top of the rod. O.A.L. (overall length) is also indicated below.
½" rods drop = 1", O.A.L. = 1¾"

Sash **D**

For ½" round rods only.



Shown with Pinned Baby Pineapple Finial / Finish: Sepia



Great for use on doors.
Comes with a 1" screw.
Baseplate is 1-1/8" diameter.
Projection is 1" to clear 1" rings or rod pocket treatments.

Sash Custom **E**

For ½" round rods only.



Specify projection between 1" and 2-1/2".
Minimum projection 1".
Not recommended for projections over 2-1/2".

Screw on Rosette



Maiden shown

A decorative screw on rosette can be ordered to replace set screw on face of Café & Tapestry style brackets. Price rosette in addition to bracket. Specify rosette style.

Low profile Socket **B**

Provides a minimal look.



For inside mounting.
Baseplate is 1-1/8" diameter.
Specify left or right.
When ordering, specify exact inside mount dimensions. We will make deductions.

Slip Socket **B**

For ½" round rods only. For inside mounting. *Provides a sleek look.*



Assembly shown. Finish: Polished Nickel



When ordering, specify exact inside mount dimensions. We will make deductions.

WOOD POLE BRACKETS

Available for: 1-3/8", 2", 2 1/4" & 3" diameter wood poles, specify when ordering.

Order by Name
Price by letter group **A - Z**

Wood Pole **J**



Specify Projection.
Base: 1" x 4"

Wood Pole Adjustable **K**



Specify anticipated projection.
Bracket will be made +/- to adjust.
Range of adjustment is 1/4".
Base: 1" x 4"

Wood Pole Center **J**

Use as a center support only.



Top of bracket is flush with top of base.
Specify Projection.
Base: 3/2" x 1 1/2"

Wood Pole Center Adjustable **K**

Use as a center support only.



Specify anticipated projection.
Bracket will be made +/- to adjust.
Range of adjustment is 1/4".
Base: 3/2" x 1 1/2"

Wood Pole Double **L**



Specify Projections.
Base: 1" x 4"

Wood Pole Double Center **K**

Use as a center support only.



Specify projections.
Base: 3" x 1 1/2"

Deco Wood Pole **J**



Specify Projection.
Base: 1 1/2" x 3 1/2"

Deco Wood Pole Braced **K**



Recommended for heavier treatments and projections over 6".
Specify Projection.
Base: 1 1/2" x 3 1/2"


Deco Wood Pole Center **J**

Use as a center support only.



Specify Projection.
Base: 3/2" x 1 1/2"

Deco Wood Pole Adjustable **K**



Specify projection to rod center.
Bracket will be made +/- to adjust. Range of adjustment is approximately 1/4".
Base: 1 1/2" x 3 1/2"

Deco Wood Pole Adjustable Center **K**

Use as a center support only.



Specify projection to rod center.
Bracket will be made +/- to adjust. Range of adjustment is approximately 1/4".
Base: 3/2" x 1 1/2"

Deco Wood Pole Double **L**



Specify projections.
Base: 1 1/2" x 3 1/2"

Low profile Wood Pole Socket **J**



For inside mounting.
Specify left or right.

WOOD POLE

BRACKETS

Continued

Available for: 1-3/8", 2", 2¼" & 3" diameter wood poles, specify when ordering.

Order by Name
Price by letter group **A - Z**

Deco Double Wood Pole Center **L**

Use as a center support only.



Specify Projections.
Base: 3½" x 1½"

Square Wood Pole **J**




Specify Projection.
Base: 1½" x 3"

Square Wood Pole Braced **K**



Recommended for heavier treatments and projections over 6".
Specify Projection.
Base: 1½" x 3"

Square Wood Pole Adjustable **K**



Specify projection to rod center. Bracket will be made +/- to adjust. Range of adjustment is approximately 1¼".
Base: 1½" x 3"

Square Wood Pole Center **J**

Use as a center support only.



Specify Projection.
Base: 3" x 1½"

Square Wood Pole Adj. Center **K**

Use as a center support only.



Specify projection to rod center. Bracket will be made +/- to adjust. Range of adjustment is approximately 1¼".
Base: 3" x 1½"

Square Wood Pole Double **L**



Specify projections.
Base: 1½" x 3"

Square Double Wood Pole Center **L**

Use as a center support only.



Specify Projection.
Base: 3" x 1½"

Round Wood Pole **J**




Specify Projection.
Base: 2" round

Round Wood Pole Adjustable **K**



Specify projection to rod center. Bracket will be made +/- to adjust. Range of adjustment is approximately 1¼". Base: 2" round.

Round Wood Pole Double **L**



Specify Projections.
Base: 2" round.

Round Wood Pole Ceiling **M**



Deco and Square base available upon request. Specify the required drop as measured from the ceiling to the top of the rod. Note: Minimum drop must be 3/8" over rod diameter otherwise the rod will not drop into the bracket and must be inserted through the side.

HOLDBACKS & SWAG HOLDERS

Rosettes are not included and are priced separately. Order by name. Price by letter group **A – Z**

Post Mount **B+Rosette**

Rosette and mount priced separately. Specify Rosette style. Base: 2" round. Provides a sturdy installation. Projection adjusts from 3" – 5". Custom projection available.

Rosette: *Sun* / Finish: *Henna*



Mini Mount **B+Rosette**

Rosette and mount priced separately. Specify Rosette style. Base: 1-1/8" round. For petite applications. Not recommended for Rosettes over 3" diameter. Projection: 2". Custom projection available.

Rosette: *Jillian* / Finish: *Brushed Nickel*



Wrap Around Mount **B+Rosette**

Rosette and mount priced separately. Specify Rosette style. Arm is 5" W x 5" L. Custom dimensions available.

Rosette: *Fila* / Finish: *Brushed Nickel*



Wrap Around Mount **B+Finial**

Finial and mount priced separately. Specify Finial style. Arm is 5" W x 5" L. Custom dimensions available.

Finial: *Seville* / Finish: *Brushed Nickel*



Mini Ball Wrap Around **H**

Arm is 5" W x 5" L. Includes Mini Ball finial, 1" diameter. Custom dimensions available.

Finish: *Gilded Silver*



Mini Cylinder Wrap Around **H**

Arm is 5" W x 5" L. Includes Mini Cylinder finial, 3/4" W x 1" L. Custom dimensions available.

Finish: *Gilded Silver*



Mini Cube Wrap Around **H**

Arm is 5" W x 5" L. Includes Mini Cube finial, 3/4" W x 3/4" L. Custom dimensions available.

Finish: *Gilded Silver*



Hammered End Wrap Around **D**

Arm is 5" W x 5" L. End is hammered. Custom dimensions available.

Finish: *Pewter*



Swing Loop **I**

Loop is 7" wide. Length is 14". End is hammered.

Finish: *Brushed Nickel*



Spike Holdback **C**

Spike has 3 1/2" projection. Base: 2" round.

Finish: *Aged Iron*



Spike Screw Holdback **C**

Spike has 3 1/2" projection. Specify screw length if other than 1 1/2". If you plan to install directly into drywall, the **Spike Holdback** with 2" round Base: recommended.

Finish: *Burnished Bronze*



Large Rings **A**

OD 4", 4 1/2", 5", 5 1/2", 6". Rings are 1/2" thick (subtract 1" from OD to determine ID). Can be used on rods for swags. Specify ring size. All sizes are same price group per ring.

Finish: *Aged Iron*



Flat Ring Swag Holder **H**

Ring is 4" OD x 3" ID. Base: 2" round. Projection adjusts from 3" – 5".

Finish: *Brushed Nickel*



Ring Swag Holder **E**

Can be ceiling mounted. Ring is 4" OD x 3" ID. Base: 2" round. Length of stem is 1 1/2".

Finish: *Burnished Bronze*



Flat Square Swag Holder **J**

OD Measures 5" x 3 1/2". Base: 2" round. Projection adjusts from 3" – 5".

Finish: *Pewter*



Square Swag Holder **I**

Can be ceiling mounted. OD measures 5" x 3 1/2". Base: 2" round. Length of stem is 1 1/2".

Finish: *Antique Brass*



Ring Swag Holder with Rosette **F**

Rosette & swag holder priced separately. Specify Rosette style.

Rosette: *Celestial*
Finish: *Versailles*



Heart Swag Holder **F**

Ceiling Mount. 5" drop x 4" wide. Includes wood and toggle screws.

Finish: *Havannah*



Double Swag Holder **C**

Twin hooks at 45 degrees give lots of options for swags. 4 3/4" tall x 4 1/2". Base: 2" wide. Hook ID is 1 3/4".

Finish: *Brushed Nickel*



Welded Screw or Tab **A**

Specify screw length if other than 1 1/2". Tab is 1/2" wide x 1 1/2" long. Specify Rosette / Finial style. If you plan to install directly into drywall, a post mount is recommended.



HOOKS & PEGS

Order by name. Price by letter group **A – Z**

<p>Large Hook F Hammered end. Use with corded tassels. Use with large rings for Swags. Hook is 3" x 3", Base: 3¼". Finish: <i>Pewter</i></p> 	<p>Decor Hook B Wall or ceiling mount. (Can also be used to bracket 1" round rods for tapestries.) Hook is 2½" long x 2" wide. Base: 1-1/8" diameter. Finish: <i>Burnished Bronze</i></p> 	<p>Orial Hook F Wall or ceiling mount. (Can also be used to bracket 1" round rods for tapestries.) Hook is 2½" long x 2" wide. Base: 2½" diameter. Finish: <i>Heirloom</i></p> 	<p>Petite Hook A Use with corded tassels. (Can also be used to bracket ½" round rods for tapestries.) Hook is ½" x 1¾" Base: 1-1/8". Finish: <i>Antique Brass</i></p> 
<p>Forged Hook C Use with corded tassels. (Can also be used to bracket ¾" round rods for tapestries.) Hook is 2" x 4", Base: 2". Finish: <i>Sepia</i></p> 	<p>Vogue Hook E Hook is 1½" x 5", Base: 2". Finish: <i>Natural Iron</i></p> 	<p>Twist Hook C Hook is 1½" x 5", Base: 2". Finish: <i>Henna</i></p> 	<p>Wall Hook A Use with corded tassels. (Can also be used to bracket ¾" round rods for tapestries.) Hook is 2" x 4½" x ¼" thick. Finish: <i>Pewter</i></p> 
<p>Screw Hook B Use with corded tassels. (Can also be used to bracket ¾" round rods for tapestries.) Hook is 2" x 3½" x ¼" thick. Finish: <i>Aged Iron</i></p> 	<p>Spiral Hook C Use with corded tassels. (Can also be used to bracket ¾" round rods for tapestries.) Hook is 2" x 4¼" x ¼" thick. Finish: <i>Natural Iron</i></p> 	<p>Round Peg F 1¼" diameter. 2" wood screw attached. Finish: <i>Espresso</i></p> 	<p>Square Peg F 1¼" diameter. 2" wood screw attached. Finish: <i>Antique</i></p> 
<p>Songbird Peg F Screw along top of wood rods, cornice boards etc... 3-5/8" wide x 2" tall. 1" wood screw attached. Finish: <i>Gilt</i></p> 	<p>Diamond Peg A 1" x 1" (<i>petite size</i>). 2" wood screw attached. Finish: <i>Havannah</i></p> 	<p>Nail Peg A 1-1/8" diameter (<i>petite size</i>). 1½" wood screw attached. Finish: <i>Henna</i></p> 	<p>Ball Peg A ¾" diameter (<i>petite size</i>). 1½" wood screw attached. Finish: <i>Pewter</i></p> 

ROSETTES

Rosettes do not include mounts. Mounting options are priced separately.

Order by name. Price by letter group **A - Z**

Mounts for Holdbacks and Centerpieces

Post Mount **B+Rosette**

Rosette and mount priced separately. Specify Rosette style. Base: 2" round. Provides a sturdy installation. Projection adjusts from 3" – 5". Custom projection available.

Rosette: *Sun* / Finish: *Henna*



Mini Mount **B+Rosette**

Rosette and mount priced separately. Specify Rosette style. Base: 1-1/8" round. For petite applications. Not recommended for Rosettes over 3" diameter. Projection: 2". Custom projection available.

Rosette: *Jillian* / Finish: *Brushed Nickel*



Wrap Around Mount **B+Rosette**

Rosette and mount priced separately. Specify Rosette style. Arm is 5" W x 5" L. Custom dimensions available.

Finial: *Fila* / Finish: *Brushed Nickel*



Annette (4¼" x 4¼") **D**

Finish: *Henna*



Bayard (4" x 6¼") **C**

Finish: *Burnished Bronze*



Biana (4½" x 4½") **C**

Finish: *Hammered Steel*



Bingham (4" x 4") **B**

Finish: *Antique*



Blair (2¼" x 3¼") **C**

Finish: *Sepia*



Bloom (3" x 3") **C**

Finish: *Brushed Nickel*



Bria (5" x 3") **B**

Finish: *Mineral*



Brighton (2¾" x 3¼") **C**

Finish: *Antique Brass*



Bristol (5½" x 5½") **E**

Finish: *Brushed Nickel*



Celeste (4" x 4") **D**

Finish: *Natural Iron*



Celestial (2½" x 6") **C**

Finish: *Sable*



Champlain (4½" x 4½") **C**

Finish: *Gilt*



ROSETTES

Rosettes do not include mounts. Mounting options are priced separately.

Order by name. Price by letter group **A - Z**

<p>Classico (3" x 5") C Finish: <i>Ash</i></p> 	<p>Coiled Rope (4½" x 4½") D Finish: <i>Havannah</i></p> 	<p>Coyne (1½" x 1½") B Finish: <i>Hammered Steel</i></p> 	<p>Crescent (4" x 3½") E Finish: <i>Brushed Nickel</i></p> 
<p>Crest (3¼" x 5¼") C Finish: <i>Heirloom</i></p> 	<p>Delray (7" x 7") E Finish: <i>Antique Brass</i></p> 	<p>Details (4½" x 4½") D Finish: <i>Ash</i></p> 	<p>Disc (3") E Disc (4") F Finish: <i>Burnished Bronze</i></p> 
<p>Dome (2") A Dome (3") B Dome (4") C Finish: <i>Brushed Nickel</i></p> 	<p>Elegant (4¾" x 4¾") C Finish: <i>Hammered Steel</i></p> 	<p>Elle (5" x 4") D Finish: <i>Gold Dust</i></p> 	<p>Enchante Large (4½" x 4½") C Finish: <i>Versailles</i></p> 
<p>Enchante Small (3" x 3") B Finish: <i>Pewter</i></p> 	<p>Fila (3½" x 3½") B Finish: <i>Bushed Nickel</i></p> 	<p>Fleur (3¼" x 4") B Finish: <i>Champagne</i></p> 	<p>Fleur-de-lis (3" x 4") B Finish: <i>Gold Blush</i></p> 
<p>Flora (3¾" x 3¾") D Finish: <i>Burnished Bronze</i></p> 	<p>Fluted (3½" x 3½") D Finish: <i>Pewter</i></p> 	<p>Forget-me not (1¾" x 1¾") A Finish: <i>Moss</i></p> 	<p>Geranium (4" x 4") B Finish: <i>Havannah</i></p> 

ROSETTES

Rosettes do not include mounts. Mounting options are priced separately.

Order by name. Price by letter group **A - Z**

<p>Greco (4½" x 2¼") B Finish: <i>Heirloom</i></p> 	<p>Hera (3¼" x 3¼") C Finish: <i>Versailles</i></p> 	<p>Hollow Leaf (7½" x 3") C Finish: <i>Burnished Bronze</i></p> 	<p>Honcho (2" x 3¼") A Finish: <i>Espresso</i></p> 
<p>Impression (3" x 3") D Finish: <i>Natural Iron</i></p> 	<p>Jillian (2" x 2") A Finish: <i>Natural Iron</i></p> 	<p>Jolie (4" x 4") C Finish: <i>Hammered Steel</i></p> 	<p>Kendal (4¾" x 4¾") C Finish: <i>Pearl</i></p> 
<p>Lotta (3¼" x 3¼") B Finish: <i>Leather</i></p> 	<p>Maiden (1" x 1") A <i>(petite size)</i> Finish: <i>Gilt</i></p> 	<p>Mantle Leaf (4½" x 6") C Finish: <i>Havannah</i></p> 	<p>Maple Small (2" x 2") A Maple Large (4" x 4") A Finish: <i>Antique</i></p> 
<p>Marguerite (2" x 2") A Finish: <i>Henna</i></p> 	<p>Mayan (2" x 2") A Finish: <i>Champagne</i></p> 	<p>Maze (3" x 3") C Finish: <i>Aged Iron</i></p> 	<p>Medallion (2½" x 2½") A Finish: <i>Pewter</i></p> 
<p>Mia (3" x 3") B Finish: <i>Pearl</i></p> 	<p>Minjonet (2¼" x 2¼") A Finish: <i>French Blue</i></p> 	<p>Mirabel (2" x 2") A Finish: <i>Gilt</i></p> 	<p>Monet (1½" x 1½") A Finish: <i>Hammered Steel</i></p> 

ROSETTES

Rosettes do not include mounts. Mounting options are priced separately.

Order by name. Price by letter group **A - Z**

<p>Naeva (4" x 6½") C Finish: <i>Beijing</i></p> 	<p>Nikita (1¼" x 1¼") A (Petite Size) Finish: <i>Hammered Silver</i></p> 	<p>North Star (4" x 7") C Finish: <i>Ash</i></p> 	<p>Odetta (3½" x 3½") B Finish: <i>Brushed Nickel</i></p> 
<p>Palladian (4½" x 10¾") E Finish: <i>Pewter</i></p> 	<p>Petals (3½" x 3½") B Finish: <i>Black</i></p> 	<p>Petone Small (4¼" x 4¼") D Petone Large (6" x 6") E Finish: <i>Leather</i></p> 	<p>Petunia (2½" x 2½") A Finish: <i>Antique Brass</i></p> 
<p>Pleasance (4" x 7") D Finish: <i>Sable</i></p> 	<p>Quarto (3½" x 3½") D Finish: <i>Beijing</i></p> 	<p>Richmond (8¾" x 8¾") I Finish: <i>Champagne</i></p> 	<p>Ripple (2½" x 2½") A Finish: <i>Chalet</i></p> 
<p>Rochester Large (3¾" x 3¾") D Rochester Small (2¼" x 2¼") C Finish: <i>Sepia</i></p> 	<p>Royce (7" x 7") G Finish: <i>Sepia</i></p> 	<p>Rustica (3¾" x 3¾") E Finish: <i>Black</i></p> 	<p>Scalloped (4" x 4") D Finish: <i>Henna</i></p> 
<p>Shasta (3½" x 3½") B Finish: <i>Aged Iron</i></p> 	<p>Shooting Star (4" x 4") A Finish: <i>Black</i></p> 	<p>Snowflake (6½" x 6½") D Finish: <i>Gold Blush</i></p> 	<p>Soleil (3½" x 3½") C Finish: <i>Burnished Bronze</i></p> 

ROSETTES

Rosettes do not include mounts. Mounting options are priced separately.

Order by name. Price by letter group **A - Z**

<p>Square Small (2½" x 2½") B Square Large (3½" x 3½") C Finish: <i>Hammered Steel</i></p> 	<p>Starburst (3" x 3") B Finish: <i>French Blue</i></p> 	<p>Sun (3" x 3") A Finish: <i>Black</i></p> 	<p>Sun Flower (4" x 4") B Finish: <i>Antique</i></p> 
<p>Superstar Small (3" x 3") A Superstar Large (4" x 4") B Finish: <i>Black</i></p> 	<p>Traditional (4" x 6") B Finish: <i>Antique</i></p> 	<p>Verbena (3¼" x 3¼") B Finish: <i>Moss</i></p> 	<p>Villa Small (3" x 3") B Villa Large (3½" x 3½") C Finish: <i>Hammered Silver</i></p> 
<p>Vision (3" x 3") C Finish: <i>Aged Iron</i></p> 	<p>Wallingford (6½" x 7½") F Finish: <i>Henna</i></p> 	<p>Warrington (3¾" x 5½") C Finish: <i>Antique Brass</i></p> 	<p>Wave (4½" x 4½") D Finish: <i>Black</i></p> 
<p>Westchester (4¼" x 4¼") C Finish: <i>Heirloom</i></p> 	<p>Western Star (5" x 5") C Finish: <i>Burnished Bronze</i></p> 	<p>Windsor (5¼" x 5¼") D Finish: <i>Ash</i></p> 	

NOVELTY ROSETTES

Rosettes do not include mounts. Mounting options are priced separately.

Order by name. Price by letter group **A - Z**

<p>Anchor (3½" x 5") C Finish: <i>French Blue</i></p> 	<p>Apple (2½" x 3½") A <i>Orientation as shown</i> Finish: <i>Beijing</i></p> 	<p>Aztec (4½" x 4½") C Finish: <i>Natural Iron</i></p> 	<p>Bear (5½" x 4½") F Finish: <i>Burnished Bronze</i></p> 
<p>Butterfly (5" x 4") C Finish: <i>Pewter</i></p> 	<p>Chardonnay (2¼" x 4½") B Finish: <i>Burgundy</i></p> 	<p>Crab (5½" x 5½") D Finish: <i>Black</i></p> 	<p>Deer (5¾" x 5¾") F Finish: <i>Natural Iron</i></p> 
<p>Dragon Fly (5½" x 4") C Finish: <i>Versailles</i></p> 	<p>Duck (6¼" x 5¼") F Finish: <i>Antique</i></p> 	<p>Elk (5¾" x 5¾") F Finish: <i>Sepia</i></p> 	<p>Frog (4" x 4") C Finish: <i>Gold Dust</i></p> 
<p>Horse Shoe (5" x 5") C Finish: <i>Black</i></p> 	<p>Moose (5¾" x 5¾") F Finish: <i>Moss</i></p> 	<p>Palm Tree (4¼" x 5½") B <i>Orientation as shown</i> Finish: <i>Antique Brass</i></p> 	<p>Pear (2" x 3¼") A <i>Orientation as shown</i> Finish: <i>Gold</i></p> 
<p>Pony Shoe (3¾" x 3¾") C Finish: <i>Havannah</i></p> 	<p>Rooster (4½" x 5") C <i>Orientation as shown</i> Finish: <i>Espresso</i></p> 	<p>Sea Horse (2½" x 6") C <i>Orientation as shown</i> Finish: <i>Pewter</i></p> 	<p>Turtle (3¾" x 5") D Finish: <i>Moss</i></p> 

CENTERPIECES

Centerpieces do not include mounts. Mounting options are priced separately. Post Mounts are recommended for most applications.

Order by name. Price by letter group **A - Z**

Acorn Motif Center (12" x 4½") 

Finish: *Sepia*



Grape Motif Center (13¾" x 5¼") 

Finish: *Henna*



Acorn Motif Left

(4" x 7") **G**

Finish: *Sepia*



Acorn Motif Right

(4" x 7") **G**

Finish: *Sepia*



Grape Motif Left

(5¼" x 7½") **G**

Finish: *Henna*



Grape Motif Right

(5¼" x 7½") **G**

Finish: *Henna*



Rose Motif Center (13" x 5¼") 

Finish: *Beijing*



Classic Motif Center (13½" x 7") 

Finish: *Versailles*



Rose Motif Left

(4" x 8") **G**

Finish: *Beijing*



Rose Motif Right

(4" x 8") **G**

Finish: *Beijing*



Classic Motif Left

(4" x 8") **G**

Finish: *Versailles*



Classic Motif Right

(4" x 8") **G**





Finish: *Versailles*



SAMPLES

FINISH SAMPLES

Finish Sample sets are available for purchase. We will send up to three individual finish samples (*one Super Premium*) at no charge upon request. Additional individual finish samples may be subject to charge.

Full Finish Set Includes all finishes.	Standard Finish Set	Premium Finish Set	Super Premium Finish Set
			

CUSTOM FINISHING

We can custom match or create almost any custom finish to your specifications. A custom matching and finishing charge will apply. This service includes set up, formulation and a strike off for approval if necessary.

ROD CUTTINGS

We will send one random length rod cutting up to 6" at no charge upon request. Additional rod cuttings may be subject to charge.

SHOWROOM SAMPLES

Order any of our hardware for display in your showroom at a discount. All showroom sample orders require prior approval to receive additional discounting. Please call to discuss your needs.

SAMPLE BOARDS

Increase your sales with our custom sample display boards. Five board display (*shown below*) measures 26" wide by 30" tall and features our more popular styles and finishes. Wall mount rack is included. Custom displays made to your specifications are available upon request and subject to additional charges.



(Actual items displayed may vary from picture)

WARRANTY - Ona Drapery Hardware manufactured goods are warranted free from defects in material and workmanship for five years from date of shipment. This warranty does not apply to wear resulting from normal usage, damage from mishandling, abuse, or exposure due to climatic conditions over which it has no control. This warranty does not cover removal or reinstallation costs.

RETURNS - All custom iron drapery hardware including rods made to your specifications are non-returnable. Ona Acrylic and ArtGlass components are custom made per order and are non-returnable. Premium and Super Premium finishes are non-returnable. Standard components, including rings, finials and brackets may be returned and are subject to a 25% restocking fee. No returns will be accepted after 45 days from shipment. All returns require prior approval.

INSTALLATION - Professional installation into studs or wood backing is recommended. Mounting hardware is included but may not be appropriate for every installation. Touch up paint is included to match the screw heads if alternate mounting hardware is required. The selection, use, and procurement of proper mounting hardware lies solely with the installer. Ona Drapery Hardware Company will not be held liable for damages or injury resulting from improperly installed or inadequately supported hardware.

ONA DRAPERY HARDWARE ORDER FORM

BILL TO:	ACCT #	TERMS:	SHIP TO:	DATE: _____
_____	_____	_____	_____	S/M: _____
_____	_____	_____	_____	P.O.# _____
Ordered By: _____	_____	_____	_____	PAGE: ____ OF ____
PH: _____	FAX: _____	_____	PHONE: _____	

RODS

LINE:	QTY	ROD LENGTH (do not include finials)	SPLICE IN CENTER √	ROD DIAMETER & STYLE	RING STYLE	RING QTY	FINISH
A							
B							
C							

TRAVERSE RODS (Check Box): ONAVERSE™ / 1" ONAGLIDE™ / 1/5/8" ONAGLIDE™ / ONARAIL™

LINE:	QTY	ROD LENGTH (do not include finials)	DRAW (OWL, SPLIT, OWR)	CORD DROP SIDE (L/R)	CORD DROP LENGTH	Motor L or R	FINISH
A							
B							
C							

FINIALS

LINE:	QTY LEFT	QTY RIGHT	FINIAL STYLE LEFT	FINIAL STYLE RIGHT	FINISH
A					
B					
C					

BRACKETS

LINE:	BRACKET QTY	SOCKET QTY LEFT	SOCKET QTY RIGHT	BRACKET STYLE	PROJECTION (Other than standard)	FINISH
A						
B						
C						

TIEBACKS / SWAG HOLDERS / CENTERPIECES

QTY	QTY LEFT	QTY RIGHT	ROSETTE / FINIAL DESCRIPTION	MOUNTING DESCRIPTION (On Post, Wrap Around Etc.)	FINISH





ONA DRAPERY HARDWARE



www.onadrapery.com



ONA DRAPERY HARDWARE COMPANY INC.

5320 Arapahoe Ave., Boulder, Co. 80303

303-442-8755 / 1-800-231-4025 / FAX 303-786-7159 / info@onadrapery.com



Copyright © 2024 Ona Drapery Hardware Company, Inc. All rights reserved. Printed in the United States of America.

